

1020 Camberwell Prospective Study of Post-traumatic Stress Reactions in Children Admitted to Accident & Emergency Departments

Abstract

The study had two broad aims: 1) to investigate the course and prevalence of acute stress disorder (ASD) and post-traumatic stress disorder (PTSD) in children and adolescents; and 2) to explore whether processes implicated by cognitive models were involved in the onset and maintenance of post-traumatic stress in this population. The study investigated acute stress disorder and later posttraumatic stress disorder (PTSD) in children and adolescents attending an Emergency department in South London who had been involved in assaults or motor vehicle accidents. Relationships between ASD (at 2-4 weeks) and PTSD (at 6 months post-trauma) and a number of demographic, trauma, cognitive, and trauma memory variables were examined.

Research questions:

1. Is ASD a significant predictor of PTSD at 6-month follow up?
2. Do cognitive processes (i.e. subjective trauma severity, memory quality, negative trauma-related appraisals, and maladaptive coping strategies) account for greater variance in post-traumatic stress symptoms than demographic, trauma-related, and family variables?

Creator: Richard Meiser-Stedman

PACT/R Dataset Number

1020

Principal Investigator / Dataset Creator

Richard Meiser-Stedman

Study language

English

Number of assessment points

2

PI ORCID

<https://orcid.org/0000-0002-0262-623X>

Inclusion criteria

Consecutive attenders at an Emergency Department in South London who have been exposed to an assault or a motor vehicle accident.

Children age 10 - 16 years exposed to a potentially traumatic event – any non-sexual assault (where the assailant did not belong to the participant’s household) or motor vehicle accident.

Exclusion criteria

Severe learning disability (i.e. mental retardation) or organic brain disorder, sexual assault, investigation by social services into the child’s family circumstances (either initiated prior to the child’s attendance at the ED or as a result of his or her attendance), or inability to speak English.

Temporal Coverage

2001 - 2003

Spatial Coverage

United Kingdom

Country

GB

Funding Information

G78/6730

UK Medical Research Council

Data

Analysis Unit

Individual

Analysis Units Covered

Child exposed to an index potentially traumatic event

1020 Camberwell 1

File Name

1020 Camberwell 1.sav

Case Quantity

106

PACTR_case_ID

Label

PACT/R case ID

Valid	Invalid	Minimum	Maximum	Mean	StdDev
106	0	10200005	10200396	10200166.85	113.23

studyid

Label

Name of Study

Type

Text

Valid	Invalid
106	0

PACTR_study_ID

Label

PACT/R study ID

Valid	Invalid	Minimum	Maximum	Mean	StdDev
106	0	1020	1020	1020	0


 stud_grp

Label

Study Group

Value	Label	Frequency	%
5	Meiser-Stedman/London	106	100.0%

Valid	Invalid	Minimum	Maximum
106	0	5	5

 stud_loc

Label

Study Location (Country)

Value	Label	Frequency	%
2	UK	106	100.0%


Valid	Invalid	Minimum	Maximum
106	0	2	2

 caseid

Label

Case ID

Valid	Invalid	Minimum	Maximum	Mean	StdDev
106	0	5	396	166.85	113.23

 days_t3

Label

Time (days) to t3 assessment

Valid	Invalid	Minimum	Maximum	Mean	StdDev
-------	---------	---------	---------	------	--------

106	0	7	999	76.96	227.23
-----	---	---	-----	-------	--------

 days_t7

Label

Time (days) to t7 assessment

Valid	Invalid	Minimum	Maximum	Mean	StdDev
106	0	170	999	486.48	377.88

 cage

Label

Child Age in Years

Valid	Invalid	Minimum	Maximum	Mean	StdDev
106	0	10.13	16.99	13.99	1.93

 cgender

Label

Child Gender

Value	Label	Frequency	%
1	Male	67	63.2%
2	Female	39	36.8%

Valid	Invalid	Minimum	Maximum
106	0	1	2

 crace

Label

Child Race

Value	Label	Frequency	%
-------	-------	-----------	---

20	White (UK)	36	34.0%
21	Black (UK)	57	53.8%
22	Asian (UK)	7	6.6%
24	Mixed (UK)	6	5.7%

Valid	Invalid	Minimum	Maximum
106	0	20	24

 p1_rel

Label

Relationship of Parent/Caretaker

Value	Label	Frequency	%
1	Mother	95	89.6%
2	Father	5	4.7%
3	Other (non-parent) guardian	3	2.8%
888		2	1.9%
999		1	0.9%

Valid	Invalid	Minimum	Maximum
106	0	1	999

 p1_rel_oth

Label

Relationship of Parent/Caretaker Other - Please Specify

Type

Text

Valid	Invalid
106	0

 event_yr

Label
Year of Event

Type
Date/Time (Year)


Valid	Invalid	Minimum	Maximum	Mean	StdDev
106	0	2001	2002	2001.81	0.39

 trauma_1

Label
Primary Index Trauma (Type)

Value	Label	Frequency	%
3	MVA / RTA	46	43.4%
4	Interpersonal Violence	60	56.6%

Valid	Invalid	Minimum	Maximum
106	0	3	4

 dir_exp1

Label
Type of Exposure to Primary Index Trauma

Value	Label	Frequency	%
3	Direct exposure - victim	106	100.0%

Valid	Invalid	Minimum	Maximum
106	0	3	3

 rta_circ

Label

MVA / RTA circumstance

Value	Label	Frequency	%
1	MV occupant	11	10.4%
2	Pedestrian	28	26.4%
3	Bicyclist	6	5.7%
4	Motorcyclist / scooter	1	0.9%
888		60	56.6%

Valid	Invalid	Minimum	Maximum
106	0	1	888

 vio_circ

Label

Interpersonal Violence Circumstance

Value	Label	Frequency	%
1	Assault / violence by non-family member	60	56.6%
888		46	43.4%

Valid	Invalid	Minimum	Maximum
106	0	1	888


 emerg_tx

Label

Was Child Treated in ED/A&E Because of This Event?

Value	Label	Frequency	%
1	Yes	106	100.0%

Valid	Invalid	Minimum	Maximum
106	0	1	1


 hospadmit

Label

Was Child Admitted to Hospital Because of This Event?

Value	Label	Frequency	%
0	No	92	86.8%
1	Yes	14	13.2%

Valid	Invalid	Minimum	Maximum
106	0	0	1


 fracture

Label

Did Child Sustain a Fracture?

Value	Label	Frequency	%
0	No	92	86.8%
1	Yes	14	13.2%

Valid	Invalid	Minimum	Maximum
106	0	0	1

 LOC_pres

Label

Did Child lose consciousness?

Value	Label	Frequency	%
.		1	0.9%
0	No	90	84.9%

1	Probable	6	5.7%
999		9	8.5%


Valid	Invalid	Minimum	Maximum
105	1	0	999

 resp_t1

Label

Respiration (t1 Assessment Bucket)


Valid	Invalid	Minimum	Maximum	Mean	StdDev
104	2	12	999	698.13	453.51

 Tpulse

Label

Pulse upon hospital triage


Valid	Invalid	Minimum	Maximum	Mean	StdDev
66	40	51	120	87.42	14.02

 t3p1adisptsd03

Label

p1 interview, PTSD, A1 (exposure)

Valid	Invalid	Minimum	Maximum	Mean	StdDev
103	3	1	999	117.27	321.75


 t3p1disso01

Label

p1 interview, dissociation symptom 1

Valid	Invalid	Minimum	Maximum	Mean	StdDev
-------	---------	---------	---------	------	--------

102	4	0	999	186.17	390.82
-----	---	---	-----	--------	--------

 t3p1disso02

Label

p1 interview, dissociation symptom 2

Valid	Invalid	Minimum	Maximum	Mean	StdDev
102	4	0	999	186.28	390.77

 t3p1disso03

Label

p1 interview, dissociation symptom 3

Valid	Invalid	Minimum	Maximum	Mean	StdDev
102	4	0	999	186.25	390.78

 t3p1disso04

Label

p1 interview, dissociation symptom 4

Valid	Invalid	Minimum	Maximum	Mean	StdDev
102	4	0	999	186.14	390.84

 t3p1disso05

Label

p1 interview, dissociation symptom 5

Valid	Invalid	Minimum	Maximum	Mean	StdDev
102	4	0	999	186.34	390.74

 t3p1adisptsd10

Label

p1 interview, PTSD symptom 10

Valid	Invalid	Minimum	Maximum	Mean	StdDev
102	4	0	999	117.63	323.42

 t3p1adisptsd11

Label

p1 interview, PTSD symptom 11

Valid	Invalid	Minimum	Maximum	Mean	StdDev
102	4	0	999	117.69	323.4

 t3p1adisptsd12

Label

p1 interview, PTSD symptom 12

Valid	Invalid	Minimum	Maximum	Mean	StdDev
102	4	0	999	117.57	323.44

 t3p1adisptsd13

Label

p1 interview, PTSD symptom 13


Valid	Invalid	Minimum	Maximum	Mean	StdDev
102	4	0	999	117.75	323.38

 t3p1adisptsd14

Label

p1 interview, PTSD symptom 14


Valid	Invalid	Minimum	Maximum	Mean	StdDev
102	4	0	999	117.6	323.43

 t3p1adisptsd15

Label

p1 interview, PTSD symptom 15

Valid	Invalid	Minimum	Maximum	Mean	StdDev
102	4	0	999	118	323.28

 t3p1adisptsd16

Label

p1 interview, PTSD symptom 16

Valid	Invalid	Minimum	Maximum	Mean	StdDev
102	4	0	999	117.86	323.34

 t3p1adisptsd17

Label

p1 interview, PTSD symptom 17

Valid	Invalid	Minimum	Maximum	Mean	StdDev
102	4	0	999	117.8	323.36

 t3p1adisptsd18

Label

p1 interview, PTSD symptom 18

Valid	Invalid	Minimum	Maximum	Mean	StdDev
101	5	0	999	118.9	324.78

 t3p1adisptsd19

Label

p1 interview, PTSD symptom 19

Valid	Invalid	Minimum	Maximum	Mean	StdDev
102	4	0	999	117.67	323.41

 t3p1adisptsd20

Label

p1 interview, PTSD symptom 20

Valid	Invalid	Minimum	Maximum	Mean	StdDev
102	4	0	999	117.67	323.41

 t3p1adisptsd21

Label

p1 interview, PTSD symptom 21

Valid	Invalid	Minimum	Maximum	Mean	StdDev
102	4	0	999	117.63	323.42

 t3p1adisptsd22

Label

p1 interview, PTSD symptom 22

Valid	Invalid	Minimum	Maximum	Mean	StdDev
102	4	0	999	117.79	323.36

 t3p1adisptsd23

Label

p1 interview, PTSD symptom 23

Valid	Invalid	Minimum	Maximum	Mean	StdDev
102	4	0	999	117.86	323.34

 t3p1adisptsd24

Label

p1 interview, PTSD symptom 24

Valid	Invalid	Minimum	Maximum	Mean	StdDev
102	4	0	999	117.69	323.4

 t3p1adisptsd25

Label

p1 interview, PTSD symptom 25

Valid	Invalid	Minimum	Maximum	Mean	StdDev
102	4	0	999	118	323.28

 t3p1adisptsd26

Label

p1 interview, PTSD symptom 26


Valid	Invalid	Minimum	Maximum	Mean	StdDev
102	4	0	999	117.7	323.4

 t3p1adisptsdcf

Label

p1 interview, PTSD Interference rating

Valid	Invalid	Minimum	Maximum	Mean	StdDev
102	4	0	999	149.12	354.64

 t3p1pds

Label

p1 PDS total

Valid	Invalid	Minimum	Maximum	Mean	StdDev
106	0	0	999	450.25	492.17

 t3p1bdi

Label

p1 BDI total

Valid	Invalid	Minimum	Maximum	Mean	StdDev
106	0	0	999	372.38	480.41

 t3p1ssai

Label

p1 SSAI total

Valid	Invalid	Minimum	Maximum	Mean	StdDev
106	0	8	999	408.75	471.12

 t3cadisptsd03

Label

c1 interview, PTSD, A1 (exposure)

Valid	Invalid	Minimum	Maximum	Mean	StdDev
104	2	1	999	77.77	267.22

 t3cdisso01

Label

c1 interview, dissociation symptom 1


Valid	Invalid	Minimum	Maximum	Mean	StdDev
102	4	0	999	88.56	284.62

 t3cdisso02

Label

c1 interview, dissociation symptom 2


Valid	Invalid	Minimum	Maximum	Mean	StdDev
102	4	0	999	88.64	284.6

 t3cdisso03

Label

c1 interview, dissociation symptom 3

Valid	Invalid	Minimum	Maximum	Mean	StdDev
102	4	0	999	88.68	284.59

 t3cdisso04

Label

c1 interview, dissociation symptom 4

Valid	Invalid	Minimum	Maximum	Mean	StdDev
102	4	0	999	88.49	284.65

 t3cdisso05

Label

c1 interview, dissociation symptom 5

Valid	Invalid	Minimum	Maximum	Mean	StdDev
102	4	0	999	88.57	284.62

 t3cadisptsd11

Label

Have thoughts don't want to have abt event

Valid	Invalid	Minimum	Maximum	Mean	StdDev
102	4	0	999	69.06	253.68

 t3cadisptsd12

Label

Have bad dreams abt event

Valid	Invalid	Minimum	Maximum	Mean	StdDev
102	4	0	999	68.82	253.74

 t3cadisptsd13

Label

Feel event is abt to happen again

Valid	Invalid	Minimum	Maximum	Mean	StdDev
102	4	0	999	68.89	253.72

 t3cadisptsd14

Label

Get very upset when things remind of event

Valid	Invalid	Minimum	Maximum	Mean	StdDev
102	4	0	999	68.85	253.73

 t3cadisptsd15

Label

Get uncomfortable feelings in body when things remind of event

Valid	Invalid	Minimum	Maximum	Mean	StdDev
102	4	0	999	68.97	253.7

 t3cadisptsd16

Label

Try very hard not to think abt event

Valid	Invalid	Minimum	Maximum	Mean	StdDev
102	4	0	999	69.16	253.65

 t3cadisptsd17

Label

Try to stay away from things that remind of event

Valid	Invalid	Minimum	Maximum	Mean	StdDev
102	4	0	999	68.99	253.7

 t3cadisptsd18

Label

Some things abt event that can't remember

Valid	Invalid	Minimum	Maximum	Mean	StdDev
102	4	0	999	68.96	253.7

 t3cadisptsd19

Label

Stopped doing things used to enjoy


Valid	Invalid	Minimum	Maximum	Mean	StdDev
102	4	0	999	68.75	253.76

 t3cadisptsd20

Label

Less interested in seeing friends


Valid	Invalid	Minimum	Maximum	Mean	StdDev
102	4	0	999	68.75	253.76

 t3cadisptsd21

Label

Difficult to show other people how you feel

Valid	Invalid	Minimum	Maximum	Mean	StdDev
102	4	0	999	68.96	253.7

 t3cadisptsd22

Label

When grow up will not be able to do all the things would like to do

Valid	Invalid	Minimum	Maximum	Mean	StdDev
102	4	0	999	68.73	253.77

 t3cadisptsd23

Label

Doing things now haven't done since you were little kid

Valid	Invalid	Minimum	Maximum	Mean	StdDev
102	4	0	999	68.66	253.79

 t3cadisptsd24a

Label

Trouble sleeping

Valid	Invalid	Minimum	Maximum	Mean	StdDev
102	4	0	999	68.86	253.73

 t3cadisptsd24b

Label

Losing your temper

Valid	Invalid	Minimum	Maximum	Mean	StdDev
102	4	0	999	68.92	253.72

 t3cadisptsd24c

Label

Having a hard time paying attention

Valid	Invalid	Minimum	Maximum	Mean	StdDev
102	4	0	999	69	253.69

 t3cadisptsd24d

Label

Being on the "look out" a lot


Valid	Invalid	Minimum	Maximum	Mean	StdDev
102	4	0	999	69.19	253.64

 t3cadisptsd24e

Label

Jump when things happen by surprise / sudden

Valid	Invalid	Minimum	Maximum	Mean	StdDev
102	4	0	999	69.01	253.69

 t3cadisptsdcf

Label

How much problems messed things up / stop you from doing things

Valid	Invalid	Minimum	Maximum	Mean	StdDev
102	4	0	999	71.34	253.07

 t3subje01

Label

Thought was going to die

Value	Label	Frequency	%
.		5	4.7%
1	1	46	43.4%
2	2	18	17.0%
3	3	13	12.3%
4	4	11	10.4%
999		13	12.3%

Valid	Invalid	Minimum	Maximum
-------	---------	---------	---------

101	5	1	999
-----	---	---	-----

 t3subje02

Label

Thought going to be hurt

Value	Label	Frequency	%
.		5	4.7%
1	1	7	6.6%
2	2	16	15.1%
3	3	26	24.5%
4	4	39	36.8%
999		13	12.3%

Valid	Invalid	Minimum	Maximum
101	5	1	999

 t3subje03

Label

Really scared

Value	Label	Frequency	%
.		5	4.7%
1	1	15	14.2%
2	2	13	12.3%
3	3	16	15.1%
4	4	44	41.5%
999		13	12.3%

Valid	Invalid	Minimum	Maximum
101	5	1	999


 t3cries01

Label

Think about it even when don't mean to

Value	Label	Frequency	%
.		5	4.7%
0	0	19	17.9%
1	1	17	16.0%
2		1	0.9%
3	3	29	27.4%
5	5	23	21.7%
999		12	11.3%

Valid	Invalid	Minimum	Maximum
101	5	0	999

 t3cries02

Label

Try to remove it from memory

Value	Label	Frequency	%
.		5	4.7%
0	0	21	19.8%
1	1	12	11.3%
2		1	0.9%
3	3	30	28.3%
4		1	0.9%
5	5	24	22.6%
999		12	11.3%

Valid	Invalid	Minimum	Maximum
101	5	0	999


 t3cries03

Label

Difficulties paying attention or concentrating

Value	Label	Frequency	%
.		5	4.7%
0	0	37	34.9%
1	1	11	10.4%
3	3	22	20.8%
5	5	18	17.0%
999		13	12.3%

Valid	Invalid	Minimum	Maximum
101	5	0	999

 t3cries04

Label

Waves of strong feeling about it

Value	Label	Frequency	%
.		5	4.7%
0	0	22	20.8%
1	1	23	21.7%
3	3	25	23.6%
4		2	1.9%
5	5	18	17.0%
999		11	10.4%

Valid	Invalid	Minimum	Maximum
101	5	0	999


 t3cries05

Label

Startle more easily or more nervous than before event

Value	Label	Frequency	%
.		5	4.7%
0	0	23	21.7%
1	1	13	12.3%
3	3	26	24.5%
4		1	0.9%
5	5	26	24.5%
999		12	11.3%

Valid	Invalid	Minimum	Maximum
101	5	0	999

 t3cries06

Label

Stay away from reminders of event

Value	Label	Frequency	%
.		5	4.7%
0	0	32	30.2%
1	1	17	16.0%
3	3	18	17.0%
5	5	22	20.8%
999		12	11.3%

Valid	Invalid	Minimum	Maximum
101	5	0	999

 t3cries07

Label

Try not to talk about it

Value	Label	Frequency	%
.		5	4.7%
0	0	22	20.8%
1	1	10	9.4%
2		1	0.9%
3	3	27	25.5%
5	5	30	28.3%
999		11	10.4%

Valid	Invalid	Minimum	Maximum
101	5	0	999

 t3cries08

Label

Pictures pop into mind

Value	Label	Frequency	%
.		5	4.7%
0	0	17	16.0%
1	1	11	10.4%
2		1	0.9%
3	3	27	25.5%
4		1	0.9%
5	5	32	30.2%
999		12	11.3%

Valid	Invalid	Minimum	Maximum
101	5	0	999


 t3cries09

Label

Other things make you think about it

Value	Label	Frequency	%
.		5	4.7%
0	0	28	26.4%
1	1	22	20.8%
3	3	23	21.7%
5	5	17	16.0%
999		11	10.4%

Valid	Invalid	Minimum	Maximum
101	5	0	999

 t3cries10

Label

Try not to think about it

Value	Label	Frequency	%
.		5	4.7%
0	0	14	13.2%
1	1	11	10.4%
2		1	0.9%
3	3	23	21.7%
5	5	37	34.9%
999		15	14.2%

Valid	Invalid	Minimum	Maximum
101	5	0	999

 t3cries11

Label

Easily irritable

Value	Label	Frequency	%
.		5	4.7%
0	0	24	22.6%
1	1	21	19.8%
2		1	0.9%
3	3	24	22.6%
5	5	19	17.9%
999		12	11.3%

Valid	Invalid	Minimum	Maximum
101	5	0	999

 t3cries12

Label

Alert and watchful even when not needed

Value	Label	Frequency	%
.		5	4.7%
0	0	15	14.2%
1	1	11	10.4%
3	3	23	21.7%
5	5	39	36.8%
999		13	12.3%

Valid	Invalid	Minimum	Maximum
101	5	0	999

 t3cries13

Label

Sleep problems

Value	Label	Frequency	%
.		5	4.7%
0	0	49	46.2%
1	1	11	10.4%
2		1	0.9%
3	3	15	14.2%
5	5	14	13.2%
999		11	10.4%

Valid	Invalid	Minimum	Maximum
101	5	0	999

 t3birl01

Label

c1 BDSRS item 1

Value	Label	Frequency	%
.		5	4.7%
0	0	46	43.4%
1	1	36	34.0%
2	2	6	5.7%
999		13	12.3%

Valid	Invalid	Minimum	Maximum
101	5	0	999

 t3birl02

Label

c1 BDSRS item 2

Value	Label	Frequency	%
.		5	4.7%
0	0	46	43.4%
1	1	32	30.2%
2	2	12	11.3%
999		11	10.4%

Valid	Invalid	Minimum	Maximum
101	5	0	999

 t3birl03

Label

c1 BDSRS item 3

Value	Label	Frequency	%
.		5	4.7%
0	0	47	44.3%
1	1	33	31.1%
2	2	10	9.4%
999		11	10.4%

Valid	Invalid	Minimum	Maximum
101	5	0	999

 t3birl04

Label

c1 BDSRS item 4

Value	Label	Frequency	%
.		5	4.7%
0	0	42	39.6%
1	1	28	26.4%
2	2	19	17.9%
999		12	11.3%

Valid	Invalid	Minimum	Maximum
101	5	0	999

 t3birl05

Label

c1 BDSRS item 5

Value	Label	Frequency	%
.		5	4.7%
0	0	64	60.4%
1	1	14	13.2%
2	2	12	11.3%
999		11	10.4%

Valid	Invalid	Minimum	Maximum
101	5	0	999

 t3birl06

Label

c1 BDSRS item 6

Value	Label	Frequency	%
.		5	4.7%
0	0	42	39.6%
1	1	36	34.0%

2	2	12	11.3%
999		11	10.4%

Valid	Invalid	Minimum	Maximum
101	5	0	999

 t3birl07

Label

c1 BDSRS item 7

Value	Label	Frequency	%
.		5	4.7%
0	0	38	35.8%
1	1	36	34.0%
2	2	15	14.2%
999		12	11.3%

Valid	Invalid	Minimum	Maximum
101	5	0	999

 t3birl08


Label

c1 BDSRS item 8

Value	Label	Frequency	%
.		5	4.7%
0	0	64	60.4%
1	1	22	20.8%
2	2	4	3.8%
999		11	10.4%

Valid	Invalid	Minimum	Maximum
-------	---------	---------	---------

101	5	0	999
-----	---	---	-----

 t3birl09

Label

c1 BDSRS item 9

Value	Label	Frequency	%
.		5	4.7%
0	0	55	51.9%
1	1	29	27.4%
2	2	5	4.7%
999		12	11.3%

Valid	Invalid	Minimum	Maximum
101	5	0	999

 t3birl10

Label

c1 BDSRS item 10

Value	Label	Frequency	%
.		5	4.7%
0	0	55	51.9%
1	1	28	26.4%
2	2	6	5.7%
999		12	11.3%

Valid	Invalid	Minimum	Maximum
101	5	0	999

 t3birl11

Label

c1 BDSRS item 11

Value	Label	Frequency	%
.		5	4.7%
0	0	56	52.8%
1	1	31	29.2%
2	2	3	2.8%
999		11	10.4%

Valid	Invalid	Minimum	Maximum
101	5	0	999

 t3birl12

Label

c1 BDSRS item 12

Value	Label	Frequency	%
.		5	4.7%
0	0	44	41.5%
1	1	38	35.8%
2	2	8	7.5%
999		11	10.4%

Valid	Invalid	Minimum	Maximum
101	5	0	999

 t3birl13

Label

c1 BDSRS item 13

Value	Label	Frequency	%
.		5	4.7%
0	0	31	29.2%
1	1	49	46.2%
2	2	10	9.4%
999		11	10.4%

Valid	Invalid	Minimum	Maximum
101	5	0	999

 t3birl14

Label

c1 BDSRS item 14

Value	Label	Frequency	%
.		5	4.7%
0	0	56	52.8%
1	1	29	27.4%
2	2	5	4.7%
999		11	10.4%

Valid	Invalid	Minimum	Maximum
101	5	0	999

 t3birl15

Label

c1 BDSRS item 15

Value	Label	Frequency	%
.		5	4.7%
0	0	54	50.9%
1	1	26	24.5%

2	2	9	8.5%
999		12	11.3%

Valid	Invalid	Minimum	Maximum
101	5	0	999

 t3birl16

Label

c1 BDSRS item 16

Value	Label	Frequency	%
.		5	4.7%
0	0	30	28.3%
1	1	49	46.2%
2	2	11	10.4%
999		11	10.4%

Valid	Invalid	Minimum	Maximum
101	5	0	999

 t3birl17


Label

c1 BDSRS item 17

Value	Label	Frequency	%
.		5	4.7%
0	0	60	56.6%
1	1	27	25.5%
2	2	3	2.8%
999		11	10.4%

Valid	Invalid	Minimum	Maximum
-------	---------	---------	---------

101	5	0	999
-----	---	---	-----

 t3birl18

Label

c1 BDSRS item 18

Value	Label	Frequency	%
.		5	4.7%
0	0	20	18.9%
1	1	51	48.1%
2	2	19	17.9%
999		11	10.4%

Valid	Invalid	Minimum	Maximum
101	5	0	999

 t3tmqq01

Value	Label	Frequency	%
.		5	4.7%
1	1	16	15.1%
2	2	15	14.2%
3	3	23	21.7%
4	4	34	32.1%
999		13	12.3%

Valid	Invalid	Minimum	Maximum
101	5	1	999

 t3tmqq02

Value	Label	Frequency	%
-------	-------	-----------	---

.		5	4.7%
1	1	22	20.8%
2	2	21	19.8%
3	3	30	28.3%
4	4	15	14.2%
999		13	12.3%

Valid	Invalid	Minimum	Maximum
101	5	1	999

 t3tmqq03


Value	Label	Frequency	%
.		5	4.7%
1	1	36	34.0%
2	2	8	7.5%
3	3	24	22.6%
4	4	19	17.9%
999		14	13.2%

Valid	Invalid	Minimum	Maximum
101	5	1	999

 t3tmqq04


Value	Label	Frequency	%
.		5	4.7%
1	1	47	44.3%
2	2	18	17.0%
3	3	14	13.2%
4	4	9	8.5%
999		13	12.3%

Valid	Invalid	Minimum	Maximum
101	5	1	999

 t3tmqq05


Value	Label	Frequency	%
.		5	4.7%
1	1	65	61.3%
2	2	8	7.5%
3	3	8	7.5%
4	4	7	6.6%
999		13	12.3%

Valid	Invalid	Minimum	Maximum
101	5	1	999

 t3tmqq06

Value	Label	Frequency	%
.		5	4.7%
1	1	13	12.3%
2	2	22	20.8%
3	3	21	19.8%
4	4	32	30.2%
999		13	12.3%

Valid	Invalid	Minimum	Maximum
101	5	1	999

 t3tmqq07

Value	Label	Frequency	%
-------	-------	-----------	---

.		5	4.7%
1	1	21	19.8%
2	2	15	14.2%
3	3	27	25.5%
4	4	22	20.8%
999		16	15.1%

Valid	Invalid	Minimum	Maximum
101	5	1	999

 t3tmqq08

Value	Label	Frequency	%
.		5	4.7%
1	1	33	31.1%
2	2	20	18.9%
3	3	19	17.9%
4	4	16	15.1%
999		13	12.3%

Valid	Invalid	Minimum	Maximum
101	5	1	999

 t3tmqq09


Value	Label	Frequency	%
.		5	4.7%
1	1	17	16.0%
2	2	24	22.6%
3	3	19	17.9%
4	4	28	26.4%
999		13	12.3%

Valid	Invalid	Minimum	Maximum
101	5	1	999

 t3tmqq10

Value	Label	Frequency	%
.		5	4.7%
1	1	24	22.6%
2	2	16	15.1%
3	3	25	23.6%
4	4	23	21.7%
999		13	12.3%

Valid	Invalid	Minimum	Maximum
101	5	1	999

 t3tmqq11

Value	Label	Frequency	%
.		5	4.7%
1	1	35	33.0%
2	2	20	18.9%
3	3	17	16.0%
4	4	16	15.1%
999		13	12.3%

Valid	Invalid	Minimum	Maximum
101	5	1	999

 t3rsqm01

Label

c1 RSQ item 1

Value	Label	Frequency	%
.		5	4.7%
1	1	50	47.2%
2	2	25	23.6%
3	3	9	8.5%
4	4	6	5.7%
999		11	10.4%

Valid	Invalid	Minimum	Maximum
101	5	1	999

 t3rsqm02

Label

c1 RSQ item 2

Value	Label	Frequency	%
.		5	4.7%
1	1	42	39.6%
2	2	27	25.5%
3	3	14	13.2%
4	4	7	6.6%
999		11	10.4%

Valid	Invalid	Minimum	Maximum
101	5	1	999

 t3rsqm03

Label

c1 RSQ item 3

Value	Label	Frequency	%
.		5	4.7%
1	1	31	29.2%
2	2	39	36.8%
3	3	16	15.1%
4	4	3	2.8%
999		12	11.3%

Valid	Invalid	Minimum	Maximum
101	5	1	999

 t3rsqm04

Label

c1 RSQ item 4

Value	Label	Frequency	%
.		5	4.7%
1	1	35	33.0%
2	2	22	20.8%
3	3	25	23.6%
4	4	6	5.7%
999		13	12.3%

Valid	Invalid	Minimum	Maximum
101	5	1	999

 t3rsqm05

Label

c1 RSQ item 5

Value	Label	Frequency	%
.		5	4.7%
1	1	25	23.6%
2	2	33	31.1%
3	3	19	17.9%
4	4	11	10.4%
999		13	12.3%

Valid	Invalid	Minimum	Maximum
101	5	1	999

 t3rsqm06

Label

c1 RSQ item 6

Value	Label	Frequency	%
.		5	4.7%
1	1	41	38.7%
2	2	30	28.3%
3	3	13	12.3%
4	4	4	3.8%
999		13	12.3%

Valid	Invalid	Minimum	Maximum
101	5	1	999


 t3rsqm07

Label

c1 RSQ item 7

Value	Label	Frequency	%
.		5	4.7%
1	1	48	45.3%
1.5		3	2.8%
2	2	25	23.6%
3	3	5	4.7%
4	4	8	7.5%
999		12	11.3%

Valid	Invalid	Minimum	Maximum
101	5	1	999

 t3rsqm08

Label

c1 RSQ item 8

Value	Label	Frequency	%
.		5	4.7%
1	1	55	51.9%
2	2	24	22.6%
3	3	6	5.7%
4	4	4	3.8%
999		12	11.3%

Valid	Invalid	Minimum	Maximum
101	5	1	999

 t3rsqm09

Label

c1 RSQ item 9

Value	Label	Frequency	%
.		5	4.7%
1	1	46	43.4%
2	2	30	28.3%
3	3	4	3.8%
4	4	8	7.5%
999		13	12.3%

Valid	Invalid	Minimum	Maximum
101	5	1	999

 t3rsqm10

Label

c1 RSQ item 10

Value	Label	Frequency	%
.		5	4.7%
1	1	45	42.5%
2	2	27	25.5%
3	3	12	11.3%
4	4	5	4.7%
999		12	11.3%

Valid	Invalid	Minimum	Maximum
101	5	1	999

 t3rsqm11

Label

c1 RSQ item 11

Value	Label	Frequency	%
.		5	4.7%
1	1	74	69.8%
2	2	14	13.2%
3	3	1	0.9%
999		12	11.3%

Valid	Invalid	Minimum	Maximum
101	5	1	999

 t3rsqm12

Label

c1 RSQ item 12

Value	Label	Frequency	%
.		5	4.7%
1	1	19	17.9%
2	2	30	28.3%
2.5		1	0.9%
3	3	16	15.1%
4	4	21	19.8%
999		14	13.2%

Valid	Invalid	Minimum	Maximum
101	5	1	999


 t3rsqm13

Label

c1 RSQ item 13

Value	Label	Frequency	%
.		5	4.7%
1	1	44	41.5%
2	2	24	22.6%
3	3	12	11.3%
4	4	8	7.5%
999		13	12.3%

Valid	Invalid	Minimum	Maximum
101	5	1	999

 t3rsqm14

Label

c1 RSQ item 14

Value	Label	Frequency	%
.		5	4.7%
1	1	44	41.5%
2	2	30	28.3%
3	3	9	8.5%
4	4	4	3.8%
999		14	13.2%

Valid	Invalid	Minimum	Maximum
101	5	1	999

 t3rsqm15

Label

c1 RSQ item 15

Value	Label	Frequency	%
.		5	4.7%
1	1	48	45.3%
2	2	25	23.6%
3	3	11	10.4%
4	4	3	2.8%
999		14	13.2%

Valid	Invalid	Minimum	Maximum
101	5	1	999

 t3rsqm16

Label

c1 RSQ item 16

Value	Label	Frequency	%
.		5	4.7%
1	1	46	43.4%
2	2	24	22.6%
3	3	10	9.4%
4	4	7	6.6%
999		14	13.2%

Valid	Invalid	Minimum	Maximum
101	5	1	999


 t3rsqm17

Label

c1 RSQ item 17

Value	Label	Frequency	%
.		5	4.7%
1	1	51	48.1%
1.5		1	0.9%
2	2	25	23.6%
3	3	6	5.7%
4	4	6	5.7%
999		12	11.3%

Valid	Invalid	Minimum	Maximum
101	5	1	999

 t3rsqm18

Label

c1 RSQ item 18

Value	Label	Frequency	%
.		5	4.7%
1	1	39	36.8%
2	2	34	32.1%
3	3	10	9.4%
4	4	5	4.7%
999		13	12.3%

Valid	Invalid	Minimum	Maximum
101	5	1	999

 t3rsqm19

Label

c1 RSQ item 19

Value	Label	Frequency	%
.		5	4.7%
1	1	57	53.8%
2	2	18	17.0%
3	3	11	10.4%
4	4	3	2.8%
999		12	11.3%

Valid	Invalid	Minimum	Maximum
101	5	1	999

 t3rsqm20

Label

c1 RSQ item 20

Value	Label	Frequency	%
.		5	4.7%
1	1	52	49.1%
2	2	24	22.6%
3	3	8	7.5%
4	4	4	3.8%
999		13	12.3%

Valid	Invalid	Minimum	Maximum
101	5	1	999

 t3rsqm21

Label

c1 RSQ item 21

Value	Label	Frequency	%
.		5	4.7%
1	1	49	46.2%
2	2	28	26.4%
3	3	10	9.4%
4	4	2	1.9%
999		12	11.3%

Valid	Invalid	Minimum	Maximum
101	5	1	999

 t3casi01

Label

c1 CASI item 1

Value	Label	Frequency	%
.		5	4.7%
1	1	28	26.4%
2	2	39	36.8%
3	3	21	19.8%
999		13	12.3%

Valid	Invalid	Minimum	Maximum
101	5	1	999

 t3casi02

Label

c1 CASI item 2

Value	Label	Frequency	%
.		5	4.7%
1	1	59	55.7%
2	2	19	17.9%
3	3	10	9.4%
999		13	12.3%

Valid	Invalid	Minimum	Maximum
101	5	1	999

 t3casi03

Label

c1 CASI item 3

Value	Label	Frequency	%
.		5	4.7%
1	1	48	45.3%
2	2	30	28.3%
3	3	11	10.4%
999		12	11.3%

Valid	Invalid	Minimum	Maximum
101	5	1	999

 t3casi04

Label

c1 CASI item 4

Value	Label	Frequency	%
.		5	4.7%
1	1	50	47.2%
2	2	25	23.6%
3	3	11	10.4%
999		15	14.2%

Valid	Invalid	Minimum	Maximum
101	5	1	999

 t3casi05

Label

c1 CASI item 5

Value	Label	Frequency	%
.		5	4.7%
1	1	11	10.4%
2	2	33	31.1%
3	3	43	40.6%
4		2	1.9%
999		12	11.3%

Valid	Invalid	Minimum	Maximum
101	5	1	999

 t3casi06

Label

c1 CASI item 6

Value	Label	Frequency	%
.		5	4.7%
1	1	46	43.4%

2	2	25	23.6%
3	3	18	17.0%
999		12	11.3%

Valid	Invalid	Minimum	Maximum
101	5	1	999


 t3casi07

Label

c1 CASI item 7

Value	Label	Frequency	%
.		5	4.7%
1	1	49	46.2%
1.5		1	0.9%
2	2	23	21.7%
3	3	15	14.2%
999		13	12.3%

Valid	Invalid	Minimum	Maximum
101	5	1	999


 t3casi08

Label

c1 CASI item 8

Value	Label	Frequency	%
.		5	4.7%
1	1	50	47.2%
2	2	23	21.7%
3	3	16	15.1%
999		12	11.3%

Valid	Invalid	Minimum	Maximum
101	5	1	999


 t3casi09

Label

c1 CASI item 9

Value	Label	Frequency	%
.		5	4.7%
1	1	56	52.8%
2	2	23	21.7%
3	3	9	8.5%
999		13	12.3%

Valid	Invalid	Minimum	Maximum
101	5	1	999

 t3casi10

Label

c1 CASI item 10

Value	Label	Frequency	%
.		5	4.7%
1	1	35	33.0%
2	2	41	38.7%
3	3	12	11.3%
999		13	12.3%

Valid	Invalid	Minimum	Maximum
101	5	1	999

 t3casi11

Label

c1 CASI item 11

Value	Label	Frequency	%
.		5	4.7%
1	1	55	51.9%
2	2	26	24.5%
3	3	8	7.5%
999		12	11.3%

Valid	Invalid	Minimum	Maximum
101	5	1	999

 t3casi12

Label

c1 CASI item 12

Value	Label	Frequency	%
.		5	4.7%
1	1	40	37.7%
2	2	32	30.2%
3	3	17	16.0%
999		12	11.3%

Valid	Invalid	Minimum	Maximum
101	5	1	999

 t3casi13

Label

c1 CASI item 13

Value	Label	Frequency	%
.		5	4.7%
1	1	49	46.2%
2	2	28	26.4%
3	3	12	11.3%
999		12	11.3%

Valid	Invalid	Minimum	Maximum
101	5	1	999

 t3casi14

Label

c1 CASI item 14

Value	Label	Frequency	%
.		5	4.7%
1	1	51	48.1%
2	2	27	25.5%
3	3	11	10.4%
999		12	11.3%

Valid	Invalid	Minimum	Maximum
101	5	1	999

 t3casi15

Label

c1 CASI item 15

Value	Label	Frequency	%
.		5	4.7%
1	1	73	68.9%
2	2	12	11.3%

3	3	4	3.8%
999		12	11.3%

Valid	Invalid	Minimum	Maximum
101	5	1	999

 t3casi16

Label

c1 CASI item 16

Value	Label	Frequency	%
.		5	4.7%
1	1	47	44.3%
2	2	34	32.1%
3	3	7	6.6%
999		13	12.3%

Valid	Invalid	Minimum	Maximum
101	5	1	999

 t3casi17

Label

c1 CASI item 17

Value	Label	Frequency	%
.		5	4.7%
1	1	29	27.4%
2	2	41	38.7%
3	3	19	17.9%
999		12	11.3%

Valid	Invalid	Minimum	Maximum
-------	---------	---------	---------

101	5	1	999
-----	---	---	-----

 t3casi18

Label

c1 CASI item 18

Value	Label	Frequency	%
.		5	4.7%
1	1	66	62.3%
2	2	18	17.0%
3	3	4	3.8%
999		13	12.3%


Valid	Invalid	Minimum	Maximum
101	5	1	999

 t7p1adisptsd10

Label

p3 interview, PTSD symptom 10

Valid	Invalid	Minimum	Maximum	Mean	StdDev
71	35	0	999	239.3	429.29

 t7p1adisptsd11

Label

p3 interview, PTSD symptom 11

Valid	Invalid	Minimum	Maximum	Mean	StdDev
71	35	0	999	239.27	429.31

 t7p1adisptsd12

Label

p3 interview, PTSD symptom 12

Valid	Invalid	Minimum	Maximum	Mean	StdDev
71	35	0	999	239.23	429.33

 t7p1adisptsd13

Label

p3 interview, PTSD symptom 13

Valid	Invalid	Minimum	Maximum	Mean	StdDev
71	35	0	999	239.35	429.26

 t7p1adisptsd14

Label

p3 interview, PTSD symptom 14

Valid	Invalid	Minimum	Maximum	Mean	StdDev
71	35	0	999	239.3	429.29

 t7p1adisptsd15

Label

p3 interview, PTSD symptom 15

Valid	Invalid	Minimum	Maximum	Mean	StdDev
71	35	0	999	239.45	429.2

 t7p1adisptsd16

Label

p3 interview, PTSD symptom 16


Valid	Invalid	Minimum	Maximum	Mean	StdDev
71	35	0	999	239.37	429.25

 t7p1adisptsd17

Label

p3 interview, PTSD symptom 17

Valid	Invalid	Minimum	Maximum	Mean	StdDev
71	35	0	999	239.35	429.26

 t7p1adisptsd18

Label

p3 interview, PTSD symptom 18

Valid	Invalid	Minimum	Maximum	Mean	StdDev
71	35	0	999	239.34	429.27

 t7p1adisptsd19

Label

p3 interview, PTSD symptom 19

Valid	Invalid	Minimum	Maximum	Mean	StdDev
71	35	0	999	239.3	429.29

 t7p1adisptsd20

Label

p3 interview, PTSD symptom 20

Valid	Invalid	Minimum	Maximum	Mean	StdDev
71	35	0	999	239.31	429.28

 t7p1adisptsd21

Label

p3 interview, PTSD symptom 21


Valid	Invalid	Minimum	Maximum	Mean	StdDev
71	35	0	999	239.28	429.3

 t7p1adisptsd22

Label

p3 interview, PTSD symptom 22


Valid	Invalid	Minimum	Maximum	Mean	StdDev
71	35	0	999	239.31	429.28

 t7p1adisptsd23

Label

p3 interview, PTSD symptom 23

Valid	Invalid	Minimum	Maximum	Mean	StdDev
71	35	0	999	239.37	429.25

 t7p1adisptsd24

Label

p3 interview, PTSD symptom 24

Valid	Invalid	Minimum	Maximum	Mean	StdDev
71	35	0	999	239.35	429.26

 t7p1adisptsd25

Label

p3 interview, PTSD symptom 25

Valid	Invalid	Minimum	Maximum	Mean	StdDev
71	35	0	999	239.52	429.16

 t7p1adisptsd26

Label

p3 interview, PTSD symptom 26

Valid	Invalid	Minimum	Maximum	Mean	StdDev
71	35	0	999	239.41	429.23

 t7p1adisptsdcf

Label

p3 interview, PTSD Interference rating

Valid	Invalid	Minimum	Maximum	Mean	StdDev
71	35	0	999	240.43	428.66

 t7p1pds

Label

p3 PDS

Valid	Invalid	Minimum	Maximum	Mean	StdDev
106	0	0	999	605.47	488.12

 t7p1bdi

Label

p3 BDI

Valid	Invalid	Minimum	Maximum	Mean	StdDev
106	0	0	999	604.73	489.02

 t7p1ssai

Label

p3 SAI

Valid	Invalid	Minimum	Maximum	Mean	StdDev
106	0	20	999	626.09	471.85

 t7cadisptsd11

Label

Have thoughts don't want to have abt event

Valid	Invalid	Minimum	Maximum	Mean	StdDev
74	32	0	999	81.24	274.48

 t7cadisptsd12

Label

Have bad dreams abt event

Valid	Invalid	Minimum	Maximum	Mean	StdDev
74	32	0	999	81.12	274.51

 t7cadisptsd13

Label

Feel event is abt to happen again

Valid	Invalid	Minimum	Maximum	Mean	StdDev
74	32	0	999	81.14	274.51

 t7cadisptsd14

Label

Get very upset when things remind of event

Valid	Invalid	Minimum	Maximum	Mean	StdDev
74	32	0	999	81.18	274.5

 t7cadisptsd15

Label

Get uncomfortable feelings in body when things remind of event

Valid	Invalid	Minimum	Maximum	Mean	StdDev
74	32	0	999	81.26	274.47

 t7cadisptsd16

Label

Try very hard not to think abt event

Valid	Invalid	Minimum	Maximum	Mean	StdDev
74	32	0	999	81.35	274.44

 t7cadisptsd17

Label

Try to stay away from things that remind of event

Valid	Invalid	Minimum	Maximum	Mean	StdDev
74	32	0	999	81.31	274.46

 t7cadisptsd18

Label

Some things abt event that can't remember

Valid	Invalid	Minimum	Maximum	Mean	StdDev
74	32	0	999	81.38	274.44

 t7cadisptsd19

Label

Stopped doing things used to enjoy

Valid	Invalid	Minimum	Maximum	Mean	StdDev
74	32	0	999	81.16	274.5

 t7cadisptsd20

Label

Less interested in seeing friends

Valid	Invalid	Minimum	Maximum	Mean	StdDev
74	32	0	999	81.15	274.5

 t7cadisptsd21

Label

Difficult to show other people how you feel

Valid	Invalid	Minimum	Maximum	Mean	StdDev
74	32	0	999	81.26	274.47

 t7cadisptsd22

Label

When grow up will not be able to do all the things would like to do

Valid	Invalid	Minimum	Maximum	Mean	StdDev
74	32	0	999	81.07	274.53

 t7cadisptsd23

Label

Doing things now haven't done since you were little kid

Valid	Invalid	Minimum	Maximum	Mean	StdDev
74	32	0	999	81.07	274.53

 t7adisptsd24a

Label

Trouble sleeping

Valid	Invalid	Minimum	Maximum	Mean	StdDev
74	32	0	999	81.16	274.5

 t7cadisptsd24b

Label

Losing your temper

Valid	Invalid	Minimum	Maximum	Mean	StdDev
74	32	0	999	81.34	274.45

 t7cadisptsd24c

Label

Having a hard time paying attention

Valid	Invalid	Minimum	Maximum	Mean	StdDev
74	32	0	999	81.27	274.47

 t7cadisptsd24d

Label

Being on the "look out" a lot


Valid	Invalid	Minimum	Maximum	Mean	StdDev
74	32	0	999	81.55	274.38

 t7cadisptsd24e

Label

Jump when things happen by surprise / sudden


Valid	Invalid	Minimum	Maximum	Mean	StdDev
74	32	0	999	81.45	274.42

 t7cadisptsdcf

Label

How much problems messed things up / stop you from doing things

Valid	Invalid	Minimum	Maximum	Mean	StdDev
74	32	0	999	82.99	273.96

 t7cries01

Label

Think about it even when don't mean to

Value	Label	Frequency	%
.		32	30.2%
0	0	29	27.4%
1	1	16	15.1%
3	3	20	18.9%

5	5	3	2.8%
999		6	5.7%

Valid	Invalid	Minimum	Maximum
74	32	0	999

 t7cries02

Label

Try to remove it from memory

Value	Label	Frequency	%
.		32	30.2%
0	0	30	28.3%
1	1	6	5.7%
3	3	14	13.2%
5	5	17	16.0%
999		7	6.6%

Valid	Invalid	Minimum	Maximum
74	32	0	999


 t7cries03

Label

Difficulties paying attention or concentrating

Value	Label	Frequency	%
.		32	30.2%
0	0	32	30.2%
1	1	17	16.0%
3	3	13	12.3%
5	5	6	5.7%
999		6	5.7%

Valid	Invalid	Minimum	Maximum
74	32	0	999


 t7cries04

Label

Waves of strong feeling about it

Value	Label	Frequency	%
.		32	30.2%
0	0	31	29.2%
1	1	16	15.1%
3	3	16	15.1%
5	5	5	4.7%
999		6	5.7%

Valid	Invalid	Minimum	Maximum
74	32	0	999

 t7cries05

Label

Startle more easily or more nervous than before event

Value	Label	Frequency	%
.		32	30.2%
0	0	27	25.5%
1	1	8	7.5%
3	3	20	18.9%
5	5	12	11.3%
999		7	6.6%

Valid	Invalid	Minimum	Maximum
74	32	0	999


 t7cries06

Label

Stay away from reminders of event

Value	Label	Frequency	%
.		32	30.2%
0	0	33	31.1%
1	1	12	11.3%
3	3	11	10.4%
5	5	12	11.3%
999		6	5.7%

Valid	Invalid	Minimum	Maximum
74	32	0	999

 t7cries07

Label

Try not to talk about it

Value	Label	Frequency	%
.		32	30.2%
0	0	25	23.6%
1	1	12	11.3%
3	3	17	16.0%
5	5	14	13.2%
999		6	5.7%

Valid	Invalid	Minimum	Maximum
74	32	0	999

 t7cries08

Label

Pictures pop into mind

Value	Label	Frequency	%
.		32	30.2%
0	0	29	27.4%
1	1	18	17.0%
3	3	12	11.3%
5	5	9	8.5%
999		6	5.7%

Valid	Invalid	Minimum	Maximum
74	32	0	999

 t7cries09

Label

Other things make you think about it

Value	Label	Frequency	%
.		32	30.2%
0	0	26	24.5%
1	1	20	18.9%
3	3	20	18.9%
5	5	2	1.9%
999		6	5.7%

Valid	Invalid	Minimum	Maximum
74	32	0	999

 t7cries10

Label

Try not to think about it

Value	Label	Frequency	%
.		32	30.2%
0	0	25	23.6%
1	1	7	6.6%
3	3	14	13.2%
5	5	22	20.8%
999		6	5.7%

Valid	Invalid	Minimum	Maximum
74	32	0	999

 t7cries11

Label

Easily irritable

Value	Label	Frequency	%
.		32	30.2%
0	0	24	22.6%
1	1	11	10.4%
3	3	18	17.0%
5	5	15	14.2%
999		6	5.7%

Valid	Invalid	Minimum	Maximum
74	32	0	999

 t7cries12

Label

Alert and watchful even when not needed

Value	Label	Frequency	%
.		32	30.2%
0	0	19	17.9%
1	1	11	10.4%
3	3	23	21.7%
5	5	15	14.2%
999		6	5.7%

Valid	Invalid	Minimum	Maximum
74	32	0	999

 t7cries13

Label

Sleep problems

Value	Label	Frequency	%
.		32	30.2%
0	0	43	40.6%
1	1	11	10.4%
3	3	8	7.5%
5	5	6	5.7%
999		6	5.7%

Valid	Invalid	Minimum	Maximum
74	32	0	999

 t7birl01

Label

c3 Birleson DSRS item 1

Value	Label	Frequency	%
.		32	30.2%
0	0	36	34.0%
1	1	27	25.5%
2	2	5	4.7%
999		6	5.7%

Valid	Invalid	Minimum	Maximum
74	32	0	999

 t7birl02

Label

c3 Birleson DSRS item 2

Value	Label	Frequency	%
.		32	30.2%
0	0	37	34.9%
1	1	25	23.6%
2	2	6	5.7%
999		6	5.7%

Valid	Invalid	Minimum	Maximum
74	32	0	999

 t7birl03

Label

c3 Birleson DSRS item 3

Value	Label	Frequency	%
.		32	30.2%
0	0	46	43.4%
1	1	17	16.0%
2	2	5	4.7%
999		6	5.7%

Valid	Invalid	Minimum	Maximum
74	32	0	999

 t7birl04

Label

c3 Birleson DSRS item 4

Value	Label	Frequency	%
.		32	30.2%
0	0	36	34.0%
1	1	23	21.7%
2	2	9	8.5%
999		6	5.7%

Valid	Invalid	Minimum	Maximum
74	32	0	999

 t7birl05

Label

c3 Birleson DSRS item 5

Value	Label	Frequency	%
.		32	30.2%
0	0	47	44.3%
1	1	19	17.9%

2	2	2	1.9%
999		6	5.7%

Valid	Invalid	Minimum	Maximum
74	32	0	999


 t7birl06

Label

c3 Birleson DSRS item 6

Value	Label	Frequency	%
.		32	30.2%
0	0	37	34.9%
1	1	27	25.5%
2	2	4	3.8%
999		6	5.7%

Valid	Invalid	Minimum	Maximum
74	32	0	999


 t7birl07

Label

c3 Birleson DSRS item 7

Value	Label	Frequency	%
.		32	30.2%
0	0	31	29.2%
1	1	31	29.2%
1.5		1	0.9%
2	2	5	4.7%
999		6	5.7%

Valid	Invalid	Minimum	Maximum
74	32	0	999


 t7birl08

Label

c3 Birleson DSRS item 8

Value	Label	Frequency	%
.		32	30.2%
0	0	51	48.1%
1	1	15	14.2%
2	2	2	1.9%
999		6	5.7%

Valid	Invalid	Minimum	Maximum
74	32	0	999

 t7birl09

Label

c3 Birleson DSRS item 9

Value	Label	Frequency	%
.		32	30.2%
0	0	45	42.5%
1	1	16	15.1%
2	2	7	6.6%
999		6	5.7%

Valid	Invalid	Minimum	Maximum
74	32	0	999

 t7birl10

Label

c3 Birleson DSRS item 10

Value	Label	Frequency	%
.		32	30.2%
0	0	48	45.3%
1	1	17	16.0%
2	2	2	1.9%
999		7	6.6%

Valid	Invalid	Minimum	Maximum
74	32	0	999

 t7birl11

Label

c3 Birleson DSRS item 11

Value	Label	Frequency	%
.		32	30.2%
0	0	41	38.7%
1	1	24	22.6%
2	2	3	2.8%
999		6	5.7%

Valid	Invalid	Minimum	Maximum
74	32	0	999

 t7birl12

Label

c3 Birleson DSRS item 12

Value	Label	Frequency	%
.		32	30.2%
0	0	34	32.1%
1	1	29	27.4%
2	2	5	4.7%
999		6	5.7%

Valid	Invalid	Minimum	Maximum
74	32	0	999

 t7birl13

Label

c3 Birleson DSRS item 13

Value	Label	Frequency	%
.		32	30.2%
0	0	27	25.5%
1	1	32	30.2%
2	2	9	8.5%
999		6	5.7%

Valid	Invalid	Minimum	Maximum
74	32	0	999

 t7birl14


Label

c3 Birleson DSRS item 14

Value	Label	Frequency	%
.		32	30.2%
0	0	51	48.1%
1	1	17	16.0%

999		6	5.7%
-----	--	---	------

Valid	Invalid	Minimum	Maximum
74	32	0	999

 t7birl15

Label

c3 Birleson DSRS item 15

Value	Label	Frequency	%
.		32	30.2%
0	0	39	36.8%
1	1	20	18.9%
2	2	9	8.5%
999		6	5.7%

Valid	Invalid	Minimum	Maximum
74	32	0	999

 t7birl16

Label

c3 Birleson DSRS item 16

Value	Label	Frequency	%
.		32	30.2%
0	0	23	21.7%
1	1	33	31.1%
2	2	12	11.3%
999		6	5.7%

Valid	Invalid	Minimum	Maximum
74	32	0	999

 t7birl17

Label

c3 Birleson DSRS item 17

Value	Label	Frequency	%
.		32	30.2%
0	0	46	43.4%
1	1	17	16.0%
2	2	5	4.7%
999		6	5.7%

Valid	Invalid	Minimum	Maximum
74	32	0	999

 t7birl18

Label

c3 Birleson DSRS item 18

Value	Label	Frequency	%
.		32	30.2%
0	0	22	20.8%
1	1	30	28.3%
2	2	16	15.1%
999		6	5.7%

Valid	Invalid	Minimum	Maximum
74	32	0	999

 t7cptci01

Value	Label	Frequency	%
.		32	30.2%

1	1	27	25.5%
2	2	20	18.9%
3	3	12	11.3%
4	4	9	8.5%
999		6	5.7%

Valid	Invalid	Minimum	Maximum
74	32	1	999

 t7cptci02


Value	Label	Frequency	%
.		32	30.2%
1	1	37	34.9%
2	2	14	13.2%
3	3	13	12.3%
4	4	4	3.8%
999		6	5.7%

Valid	Invalid	Minimum	Maximum
74	32	1	999

 t7cptci03


Value	Label	Frequency	%
.		32	30.2%
1	1	57	53.8%
2	2	6	5.7%
3	3	2	1.9%
4	4	3	2.8%
999		6	5.7%

Valid	Invalid	Minimum	Maximum
74	32	1	999

 t7cptci04


Value	Label	Frequency	%
.		32	30.2%
1	1	49	46.2%
2	2	10	9.4%
3	3	6	5.7%
4	4	1	0.9%
999		8	7.5%

Valid	Invalid	Minimum	Maximum
74	32	1	999

 t7cptci05

Value	Label	Frequency	%
.		32	30.2%
1	1	26	24.5%
2	2	14	13.2%
3	3	15	14.2%
4	4	13	12.3%
999		6	5.7%

Valid	Invalid	Minimum	Maximum
74	32	1	999

 t7cptci06

Value	Label	Frequency	%
-------	-------	-----------	---

.		32	30.2%
1	1	60	56.6%
2	2	5	4.7%
3	3	2	1.9%
999		7	6.6%

Valid	Invalid	Minimum	Maximum
74	32	1	999

 t7cptci07

Value	Label	Frequency	%
.		32	30.2%
1	1	59	55.7%
2	2	8	7.5%
3	3	1	0.9%
999		6	5.7%

Valid	Invalid	Minimum	Maximum
74	32	1	999

 t7cptci08

Value	Label	Frequency	%
.		32	30.2%
1	1	51	48.1%
2	2	13	12.3%
3	3	2	1.9%
999		8	7.5%

Valid	Invalid	Minimum	Maximum
74	32	1	999

 t7cptci09

Value	Label	Frequency	%
.		32	30.2%
1	1	35	33.0%
2	2	14	13.2%
3	3	12	11.3%
4	4	6	5.7%
999		7	6.6%

Valid	Invalid	Minimum	Maximum
74	32	1	999

 t7cptci10

Value	Label	Frequency	%
.		32	30.2%
1	1	34	32.1%
2	2	16	15.1%
3	3	12	11.3%
4	4	5	4.7%
999		7	6.6%

Valid	Invalid	Minimum	Maximum
74	32	1	999

 t7cptci11

Value	Label	Frequency	%
.		32	30.2%
1	1	26	24.5%

2	2	21	19.8%
3	3	15	14.2%
4	4	6	5.7%
999		6	5.7%

Valid	Invalid	Minimum	Maximum
74	32	1	999

 t7cptci12

Value	Label	Frequency	%
.		32	30.2%
1	1	19	17.9%
2	2	9	8.5%
3	3	16	15.1%
4	4	24	22.6%
999		6	5.7%


Valid	Invalid	Minimum	Maximum
74	32	1	999

 t7cptci13

Value	Label	Frequency	%
.		32	30.2%
1	1	43	40.6%
2	2	11	10.4%
3	3	5	4.7%
4	4	7	6.6%
999		8	7.5%

Valid	Invalid	Minimum	Maximum
-------	---------	---------	---------

74	32	1	999
----	----	---	-----

 t7cptci14

Value	Label	Frequency	%
.		32	30.2%
1	1	49	46.2%
2	2	8	7.5%
3	3	9	8.5%
999		8	7.5%

Valid	Invalid	Minimum	Maximum
74	32	1	999

 t7cptci15

Value	Label	Frequency	%
.		32	30.2%
1	1	22	20.8%
2	2	19	17.9%
3	3	17	16.0%
4	4	10	9.4%
999		6	5.7%

Valid	Invalid	Minimum	Maximum
74	32	1	999

 t7cptci16

Value	Label	Frequency	%
.		32	30.2%
1	1	50	47.2%

2	2	11	10.4%
3	3	5	4.7%
4	4	1	0.9%
999		7	6.6%

Valid	Invalid	Minimum	Maximum
74	32	1	999

 t7cptci17

Value	Label	Frequency	%
.		32	30.2%
1	1	37	34.9%
2	2	12	11.3%
3	3	11	10.4%
4	4	7	6.6%
999		7	6.6%


Valid	Invalid	Minimum	Maximum
74	32	1	999

 t7cptci18

Value	Label	Frequency	%
.		32	30.2%
1	1	29	27.4%
2	2	11	10.4%
3	3	15	14.2%
4	4	11	10.4%
999		8	7.5%


Valid	Invalid	Minimum	Maximum
-------	---------	---------	---------

74	32	1	999
----	----	---	-----

 t7cptci19

Value	Label	Frequency	%
.		32	30.2%
1	1	49	46.2%
2	2	12	11.3%
3	3	3	2.8%
4	4	3	2.8%
999		7	6.6%

Valid	Invalid	Minimum	Maximum
74	32	1	999

 t7cptci20

Value	Label	Frequency	%
.		32	30.2%
1	1	31	29.2%
2	2	8	7.5%
3	3	15	14.2%
4	4	13	12.3%
999		7	6.6%

Valid	Invalid	Minimum	Maximum
74	32	1	999

 t7cptci21

Value	Label	Frequency	%
.		32	30.2%

1	1	60	56.6%
2	2	6	5.7%
3	3	1	0.9%
999		7	6.6%

Valid	Invalid	Minimum	Maximum
74	32	1	999

 t7cptci22

Value	Label	Frequency	%
.		32	30.2%
1	1	54	50.9%
2	2	10	9.4%
3	3	3	2.8%
999		7	6.6%

Valid	Invalid	Minimum	Maximum
74	32	1	999

 t7cptci23


Value	Label	Frequency	%
.		32	30.2%
1	1	41	38.7%
2	2	17	16.0%
3	3	6	5.7%
4	4	3	2.8%
999		7	6.6%

Valid	Invalid	Minimum	Maximum
74	32	1	999

 t7cptci24


Value	Label	Frequency	%
.		32	30.2%
1	1	34	32.1%
2	2	18	17.0%
3	3	10	9.4%
3.5		1	0.9%
4	4	4	3.8%
999		7	6.6%

Valid	Invalid	Minimum	Maximum
74	32	1	999

 t7cptci25

Value	Label	Frequency	%
.		32	30.2%
1	1	22	20.8%
2	2	13	12.3%
3	3	17	16.0%
4	4	16	15.1%
999		6	5.7%

Valid	Invalid	Minimum	Maximum
74	32	1	999

 language

Label

Language

Value	Label	Frequency	%
1	English	106	100.0%

Valid	Invalid	Minimum	Maximum
106	0	1	1