

1003 ASC-Kids Development Study

Abstract

Exposure to traumatic events is a common experience for children and adolescents. Accurate early assessment of acute stress responses can help predict risk for longer term sequelae and can guide secondary prevention to reduce the incidence and severity of PTSD after trauma exposure. However, at the time of this study there was no established self-report measure of ASD for children and youth. The goal of this study was to develop a practical self-report measure of Acute Stress Disorder (ASD) for children and adolescents, and to provide initial evidence as to its reliability and validity.

The specific aims of the study were to:

Aim 1: Establish the content validity of a pilot Child ASD measure for ages 8 to 17, based on expert review and youth feedback.

Aim 2: In a sample of recently injured children, assess the psychometric properties of the measure: internal consistency, test-retest reliability, convergent and discriminant validity with other measures and other reporters.

Aim 3: Provide initial data regarding the predictive validity of the Child ASD measure in relation to later PTSD development in the same sample of children.

This dataset includes data related to Aims 2 and 3.

Creator: Nancy Kassam-Adams

PACT/R Dataset Number

1003

Number of assessment points

2

Principal Investigator

Nancy Kassam-Adams

Study language

English

PI ORCID

<https://orcid.org/0000-0001-7412-1428>

Inclusion criteria

Children age 8 - 17 exposed to a potentially traumatic event (injury, acute illness, ICU admission) within the past 30 days.

Exclusion criteria

Cognitive impairment or English-language skills precluding participation in study assessments

PI Institution

Children's Hospital of Philadelphia and University of Pennsylvania

Temporal Coverage

2002 - 2004

Spatial Coverage

United States

Funding Information

R03MH64174

US National Institutes of Health - National Institute of Mental Health (NIMH)

Data

Analysis Unit

Individual

Analysis Units Covered

Child exposed to an index potentially traumatic event



1003 ASC-Kids Development Study

File Name

1003 ASC-Kids Validation Study.sav

Case Quantity

176

 PACTR_case_ID
Label

PACT/R case ID

Valid	Invalid	Minimum	Maximum	Mean	StdDev
176	0	10031004	10032149	10031628.42	333.52

 studyid
Label

Name of Study

Type


Text

Valid	Invalid
176	0

 PACTR_study_ID
Label

PACT/R study ID

Valid	Invalid	Minimum	Maximum	Mean	StdDev
176	0	1003	1003	1003	0

 stud_grp
Label

Study Group

Value	Label	Frequency	%
1	Kassam-Adams/CHOP	176	100.0%

Valid	Invalid	Minimum	Maximum
176	0	1	1

 stud_loc
Label

Study Location (Country)

Value	Label	Frequency	%
1	USA	176	100.0%

Valid	Invalid	Minimum	Maximum
176	0	1	1

 caseid
Label


Case ID

Valid	Invalid	Minimum	Maximum	Mean	StdDev
176	0	1004	2149	1628.42	333.52

 days_t2
Label

Time (days) to t2 assessment

Valid	Invalid	Minimum	Maximum	Mean	StdDev
176	0	0	31	11.6	8.85

 days_t6
Label

Time (days) to t6 assessment

Value	Label	Frequency	%
888	Not applicable	29	16.5%

Valid	Invalid	Minimum	Maximum	Mean	StdDev
147	29	77	367	144.03	56.33


Label

Child Age in Years

Valid	Invalid	Minimum	Maximum	Mean	StdDev
176	0	8	17	11.84	2.32


Label

Child Gender

Value	Label	Frequency	%
1	Male	116	65.9%
2	Female	60	34.1%

Valid	Invalid	Minimum	Maximum
176	0	1	2


Label

Child Race

Value	Label	Frequency	%
10	Black / African-American (US)	51	29.0%
11	White (US)	113	64.2%
13	American Indian / Alaska Native (US)	1	0.6%
15	Multi-racial (US)	7	4.0%
16	Hispanic / Latino (US)	4	2.3%

Valid	Invalid	Minimum	Maximum
176	0	10	16

 crace_m

Label

Child Race (Multi-racial)

Type

Text

Valid	Invalid
176	0

 famsize

Label

Family Size

Value	Label	Frequency	%
999	Missing	10	5.7%

Valid	Invalid	Minimum	Maximum	Mean	StdDev
166	10	1	9	4.31	1.39

 p1_rel

Label

Relationship of Parent/Caretaker

Value	Label	Frequency	%
1	Mother	146	83.0%
2	Father	26	14.8%
3	Other (non-parent) guardian	3	1.7%
999		1	0.6%

Valid	Invalid	Minimum	Maximum
176	0	1	999

 p1_rel_oth

Label

Relationship of Parent/Caretaker Other - Please Specify

Type

Text

Valid	Invalid
176	0

 p1_gend

Label

Parent/Caretaker Gender

Value	Label	Frequency	%
1	Male	26	14.8%
2	Female	148	84.1%
999		2	1.1%

Valid	Invalid	Minimum	Maximum
176	0	1	999

 p1race

Label

Parent/Caretaker Race

Value	Label	Frequency	%
10	Black / African-American (US)	55	31.3%
11	White (US)	112	63.6%

13	American Indian / Alaska Native (US)	1	0.6%
15	Multi-racial (US)	2	1.1%
16	Hispanic / Latino (US)	4	2.3%
999		2	1.1%

Valid	Invalid	Minimum	Maximum
176	0	10	999

 p1race_m

Label

Parent/Caretaker Race (Multi-racial)

Type

Text

Valid	Invalid
176	0

 p1_educ

Label

Highest level of parent/caretaker education

Value	Label	Frequency	%
1	Primary	2	1.1%
2	Lower secondary	13	7.4%
3	Upper secondary	50	28.4%
4	Post-secondary non-tertiary	47	26.7%
5	First stage of tertiary education	37	21.0%
6	Second stage of tertiary education	24	13.6%
999		3	1.7%

Valid	Invalid	Minimum	Maximum
176	0	1	999

 event_yr
Label

Year of Event

Type

Date/Time (Year)

Valid	Invalid	Minimum	Maximum	Mean	StdDev
176	0	2002	2004	2002.68	0.59

 trauma_1
Label

Primary Index Trauma (Type)

Value	Label	Frequency	%
1	Unintentional Injury	152	86.4%
2	Acute Medical Event (non-injury)	22	12.5%
4	Interpersonal Violence	2	1.1%

Valid	Invalid	Minimum	Maximum
176	0	1	4

 trauma_2
Label

Additional Index Trauma 2 (Type)

Value	Label	Frequency	%
3	MVA / RTA	33	18.8%
888	Not Applicable	143	81.3%

Valid	Invalid	Minimum	Maximum
33	143	3	3

 dir_exp1
Label

Type of Exposure to Primary Index Trauma

Value	Label	Frequency	%
3	Direct exposure - victim	176	100.0%

Valid	Invalid	Minimum	Maximum
176	0	3	3

 dir_exp2
Label

Type of Exposure to Additional Index Trauma 2

Value	Label	Frequency	%
3	Direct Exposure - Victim	33	18.8%
888	Not Applicable	143	81.3%

Valid	Invalid	Minimum	Maximum
33	143	3	3

 inj_circ
Label

Unintentional Injury Circumstance

Value	Label	Frequency	%
1	Traffic (MVA/RTA)	33	18.8%
2	Fall	34	19.3%
3	Sports - organized	39	22.2%
4	Sports/Recreation	37	21.0%
5	Animal Bite/Attack	3	1.7%

888	Not Applicable	24	13.6%
1000	Other Unintentional Injury Circumstance	6	3.4%

Valid	Invalid	Minimum	Maximum
152	24	1	1000

 inj_circ_oth
Label

Other Unintentional Injury - Specify

Type

Text

Valid	Invalid
176	0

 rta_circ
Label

MVA / RTA circumstance

Value	Label	Frequency	%
1	MV occupant	4	2.3%
2	Pedestrian	19	10.8%
3	Bicyclist	5	2.8%
4	Motorcyclist/Scooter	5	2.8%
888	Not Applicable	143	81.3%

Valid	Invalid	Minimum	Maximum
33	143	1	4

 med_circ
Label

Type of Acute Medical Event

Value	Label	Frequency	%
1	Illness - Sudden Onset or Learning of New Diagnosis	8	4.5%
2	Illness Episode	5	2.8%
3	Surgery	9	5.1%
888	Not Applicable	154	87.5%

Valid	Invalid	Minimum	Maximum
22	154	1	3

 med_circ_oth
Label

Other Acute Medical Event - Specify

Type

Text

Valid	Invalid
176	0

 med_dx
Label

Acute Medical Event - Primary Disorder

Value	Label	Frequency	%
4	Pneumonia	1	0.6%
5	Infection	1	0.6%
6	GI Concerns	1	0.6%
8	Cancer	5	2.8%
9	Cardia	1	0.6%
888	Not Applicable	154	87.5%
1000	Other - Please Specify	13	7.4%

Valid	Invalid	Minimum	Maximum
22	154	4	1000

 med_dx_oth

Label

Primary Disorder = Other - Specify

Type

Text

Valid	Invalid
176	0


 vio_circ

Label

Interpersonal Violence Circumstance

Value	Label	Frequency	%
1	Assault/Violence by Non-family Member	2	1.1%
888	Not Applicable	174	98.9%

Valid	Invalid	Minimum	Maximum
2	174	1	1

 icuadmit

Label

Was child admitted to ICU because of this event?

Value	Label	Frequency	%
0	No	152	86.4%
1	Yes	24	13.6%

Valid	Invalid	Minimum	Maximum
-------	---------	---------	---------

176	0	0	1
-----	---	---	---

injured

Label

Was Child Injured?

Value	Label	Frequency	%
0	No	22	12.5%
1	Yes	154	87.5%

Valid	Invalid	Minimum	Maximum
176	0	0	1

fracture

Label

Did Child Sustain a Fracture?

Value	Label	Frequency	%
0	No	36	20.5%
1	Yes	90	51.1%
888	Not Applicable	22	12.5%
999	Missing	28	15.9%

Valid	Invalid	Minimum	Maximum
126	50	0	1

mult_inj

Label

Did Child Sustain Multiple Injuries?

Value	Label	Frequency	%
0	No	89	50.6%

1	Yes	48	27.3%
888	Not Applicable	22	12.5%
999	Missing	17	9.7%

Valid	Invalid	Minimum	Maximum
137	39	0	1

LOC_pres

Label

Did Child lose consciousness?

Value	Label	Frequency	%
0	No	120	68.2%
2	Yes	12	6.8%
9	Unknown	17	9.7%
888	Not Applicable	23	13.1%
999	Missing	4	2.3%

Valid	Invalid	Minimum	Maximum
149	27	0	9

t2asc01

Label

Shocking, awful, horrible

Value	Label	Frequency	%
0	Not true	46	26.1%
1	Somewhat true	63	35.8%
2	Very true	65	36.9%
999	Missing	2	1.1%

Valid	Invalid	Minimum	Maximum
-------	---------	---------	---------

174	2	0	2
-----	---	---	---

 t2asc02
Label

Wanted to make it stop

Value	Label	Frequency	%
0	Not true	42	23.9%
1	Somewhat true	46	26.1%
2	Very true	87	49.4%
999	Missing	1	0.6%

Valid	Invalid	Minimum	Maximum
175	1	0	2

 t2asc03
Label

Felt really scared

Value	Label	Frequency	%
0	Not true	58	33.0%
1	Somewhat true	52	29.5%
2	Very true	66	37.5%

Valid	Invalid	Minimum	Maximum
176	0	0	2

 t2asc04
Label

Thought might die

Value	Label	Frequency	%
-------	-------	-----------	---

0	Not true	137	77.8%
1	Somewhat true	18	10.2%
2	Very true	19	10.8%
999	Missing	2	1.1%

Valid	Invalid	Minimum	Maximum
174	2	0	2


Label

Didnt have feelings

Value	Label	Frequency	%
0	Not true	109	61.9%
1	Somewhat true	48	27.3%
2	Very true	18	10.2%
999	Missing	1	0.6%

Valid	Invalid	Minimum	Maximum
175	1	0	2


Label

Things seemed unreal

Value	Label	Frequency	%
0	Not true	89	50.6%
1	Somewhat true	54	30.7%
2	Very true	33	18.8%

Valid	Invalid	Minimum	Maximum
176	0	0	2

 t2asc07
Label

Felt in a daze

Value	Label	Frequency	%
0	Not true	96	54.5%
1	Somewhat true	44	25.0%
2	Very true	36	20.5%

Valid	Invalid	Minimum	Maximum
176	0	0	2

 t2asc08
Label

Felt different and far away from people

Value	Label	Frequency	%
0	Not true	117	66.5%
1	Somewhat true	35	19.9%
2	Very true	20	11.4%
999	Missing	4	2.3%

Valid	Invalid	Minimum	Maximum
172	4	0	2

 t2asc09
Label

Cant remember parts of what happened

Value	Label	Frequency	%
0	Not true	98	55.7%
1	Somewhat true	38	21.6%

2	Very true	39	22.2%
999	Missing	1	0.6%

Valid	Invalid	Minimum	Maximum
175	1	0	2

 t2asc10
Label

Pictures or sounds from what happened

Value	Label	Frequency	%
0	Not true	96	54.5%
1	Somewhat true	48	27.3%
2	Very true	32	18.2%


Valid	Invalid	Minimum	Maximum
176	0	0	2

 t2asc11
Label

Cant stop thinking about it

Value	Label	Frequency	%
0	Not true	87	49.4%
1	Somewhat true	57	32.4%
2	Very true	32	18.2%

Valid	Invalid	Minimum	Maximum
176	0	0	2

 t2asc12
Label

Seems like its happening all over again

Value	Label	Frequency	%
0	Not true	130	73.9%
1	Somewhat true	32	18.2%
2	Very true	13	7.4%
999	Missing	1	0.6%

Valid	Invalid	Minimum	Maximum
175	1	0	2

 t2asc13
Label

When reminded feel upset

Value	Label	Frequency	%
0	Not true	111	63.1%
1	Somewhat true	40	22.7%
2	Very true	24	13.6%
999	Missing	1	0.6%

Valid	Invalid	Minimum	Maximum
175	1	0	2

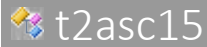
 t2asc14
Label

More bad dreams

Value	Label	Frequency	%
0	Not true	152	86.4%

1	Somewhat true	15	8.5%
2	Very true	8	4.5%
999	Missing	1	0.6%

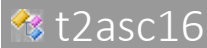
Valid	Invalid	Minimum	Maximum
175	1	0	2


Label

Try not to think about what happened

Value	Label	Frequency	%
0	Not true	46	26.1%
1	Somewhat true	72	40.9%
2	Very true	58	33.0%


Valid	Invalid	Minimum	Maximum
176	0	0	2


Label

Try not to talk about it

Value	Label	Frequency	%
0	Not true	73	41.5%
1	Somewhat true	58	33.0%
2	Very true	45	25.6%

Valid	Invalid	Minimum	Maximum
176	0	0	2

 t2asc17
Label

Stay away from things that remind me

Value	Label	Frequency	%
0	Not true	94	53.4%
1	Somewhat true	43	24.4%
2	Very true	37	21.0%
999	Missing	2	1.1%

Valid	Invalid	Minimum	Maximum
174	2	0	2

 t2asc18
Label

Stop my feelings about it

Value	Label	Frequency	%
0	Not true	95	54.0%
1	Somewhat true	52	29.5%
2	Very true	28	15.9%
999	Missing	1	0.6%

Valid	Invalid	Minimum	Maximum
175	1	0	2

 t2asc19
Label

Hard to fall or stay asleep

Value	Label	Frequency	%
0	Not true	106	60.2%

1	Somewhat true	33	18.8%
2	Very true	35	19.9%
999	Missing	2	1.1%

Valid	Invalid	Minimum	Maximum
174	2	0	2


Label

Get angry or bothered more easily

Value	Label	Frequency	%
0	Not true	115	65.3%
1	Somewhat true	34	19.3%
2	Very true	24	13.6%
999	Missing	3	1.7%

Valid	Invalid	Minimum	Maximum
173	3	0	2


Label

Harder time concentrating

Value	Label	Frequency	%
0	Not true	112	63.6%
1	Somewhat true	47	26.7%
2	Very true	16	9.1%
999	Missing	1	0.6%

Valid	Invalid	Minimum	Maximum
175	1	0	2


Label

Feel scared something bad might happen

Value	Label	Frequency	%
0	Not true	118	67.0%
1	Somewhat true	34	19.3%
2	Very true	23	13.1%
999	Missing	1	0.6%

Valid	Invalid	Minimum	Maximum
175	1	0	2


Label

Sudden noise makes me jump

Value	Label	Frequency	%
0	Not true	118	67.0%
1	Somewhat true	40	22.7%
2	Very true	17	9.7%
999	Missing	1	0.6%

Valid	Invalid	Minimum	Maximum
175	1	0	2


Label

Thoughts or feelings about what happened

Value	Label	Frequency	%
0	Don't bother me at all	78	44.3%

1	Bother me a little	79	44.9%
2	Bother me a lot	17	9.7%
999	Missing	2	1.1%

Valid	Invalid	Minimum	Maximum
174	2	0	2


Label

Getting along with friends or family

Value	Label	Frequency	%
0	Easier for me	30	17.0%
1	Same as before	132	75.0%
2	Harder for me	12	6.8%
999	Missing	2	1.1%


Valid	Invalid	Minimum	Maximum
174	2	0	2


Label

Trouble getting back to doing normal things

Value	Label	Frequency	%
0	Not true	63	35.8%
1	Somewhat true	47	26.7%
2	Very true	62	35.2%
999	Missing	4	2.3%

Valid	Invalid	Minimum	Maximum
172	4	0	2

 t2asc27
Label

Parents or other family members upset

Value	Label	Frequency	%
0	Not true	57	32.4%
1	Somewhat true	58	33.0%
2	Very true	53	30.1%
999	Missing	8	4.5%

Valid	Invalid	Minimum	Maximum
168	8	0	2

 t2asc28
Label

People who understand how I feel

Value	Label	Frequency	%
0	Very true	92	52.3%
1	Somewhat true	63	35.8%
2	Not true	17	9.7%
999	Missing	4	2.3%

Valid	Invalid	Minimum	Maximum
172	4	0	2

 t2asc29
Label

Have way to help myself feel better

Value	Label	Frequency	%
0	Very true	76	43.2%

1	Somewhat true	69	39.2%
2	Not true	27	15.3%
999	Missing	4	2.3%

Valid	Invalid	Minimum	Maximum
172	4	0	2

 t2cats01
Label

Go over & over what happened

Value	Label	Frequency	%
0	Never	52	29.5%
1	Rarely	43	24.4%
2	Sometimes	60	34.1%
3	Often	16	9.1%
999	Missing	5	2.8%

Valid	Invalid	Minimum	Maximum
171	5	0	3

 t2cats02
Label

Scared/ upset when think abt what happened

Value	Label	Frequency	%
0	Never	75	42.6%
1	Rarely	45	25.6%
2	Sometimes	36	20.5%
3	Often	17	9.7%
999	Missing	3	1.7%

Valid	Invalid	Minimum	Maximum
173	3	0	3


Label

Have thoughts abt what happened when dont want to

Value	Label	Frequency	%
0	Never	91	51.7%
1	Rarely	37	21.0%
2	Sometimes	27	15.3%
3	Often	15	8.5%
999	Missing	6	3.4%

Valid	Invalid	Minimum	Maximum
170	6	0	3


Label

Bad dreams abt what happened

Value	Label	Frequency	%
0	Never	133	75.6%
1	Rarely	21	11.9%
2	Sometimes	12	6.8%
3	Often	7	4.0%
999	Missing	3	1.7%

Valid	Invalid	Minimum	Maximum
173	3	0	3

 t2cats05
Label

Worry that what happened will happen again

Value	Label	Frequency	%
0	Never	71	40.3%
1	Rarely	47	26.7%
2	Sometimes	38	21.6%
3	Often	14	8.0%
999	Missing	6	3.4%

Valid	Invalid	Minimum	Maximum
170	6	0	3

 t2cats06
Label

Tense & upset when stg reminds me

Value	Label	Frequency	%
0	Never	100	56.8%
1	Rarely	31	17.6%
2	Sometimes	27	15.3%
3	Often	14	8.0%
999	Missing	4	2.3%

Valid	Invalid	Minimum	Maximum
172	4	0	3

 t2cats07
Label

Try not to think abt what happened

Value	Label	Frequency	%
0	Never	52	29.5%
1	Rarely	31	17.6%
2	Sometimes	45	25.6%
3	Often	45	25.6%
999	Missing	3	1.7%

Valid	Invalid	Minimum	Maximum
173	3	0	3


Label

Try stay away from things that remind me

Value	Label	Frequency	%
0	Never	88	50.0%
1	Rarely	23	13.1%
2	Sometimes	31	17.6%
3	Often	28	15.9%
999	Missing	6	3.4%

Valid	Invalid	Minimum	Maximum
170	6	0	3


Label

Grouchy or irritable

Value	Label	Frequency	%
0	Never	86	48.9%
1	Rarely	41	23.3%
2	Sometimes	32	18.2%

3	Often	13	7.4%
999	Missing	4	2.3%

Valid	Invalid	Minimum	Maximum
172	4	0	3


Label

Jumpy and nervous

Value	Label	Frequency	%
0	Never	91	51.7%
1	Rarely	36	20.5%
2	Sometimes	35	19.9%
3	Often	10	5.7%
999	Missing	4	2.3%

Valid	Invalid	Minimum	Maximum
172	4	0	3


Label

Trouble keeping my mind on things

Value	Label	Frequency	%
0	Never	83	47.2%
1	Rarely	39	22.2%
2	Sometimes	29	16.5%
3	Often	21	11.9%
999	Missing	4	2.3%

Valid	Invalid	Minimum	Maximum
-------	---------	---------	---------

172	4	0	3
-----	---	---	---


Label

Sleep poorly

Value	Label	Frequency	%
0	Never	89	50.6%
1	Rarely	27	15.3%
2	Sometimes	42	23.9%
3	Often	15	8.5%
999	Missing	3	1.7%

Valid	Invalid	Minimum	Maximum
173	3	0	3


Label

Terrified

Value	Label	Frequency	%
0	Not True	58	33.0%
1	Sometimes True	58	33.0%
2	Very True	50	28.4%
999	Missing	10	5.7%

Valid	Invalid	Minimum	Maximum
166	10	0	2


Label

Horrified

Value	Label	Frequency	%
0	Not True	124	70.5%
1	Sometimes True	34	19.3%
2	Very True	9	5.1%
999	Missing	9	5.1%

Valid	Invalid	Minimum	Maximum
167	9	0	2

 t2p1csdcA2b

Label

Helpless

Value	Label	Frequency	%
0	Not True	68	38.6%
1	Sometimes True	54	30.7%
2	Very True	45	25.6%
999	Missing	9	5.1%

Valid	Invalid	Minimum	Maximum
167	9	0	2

 t2p1csdcA2c

Label

Agitated or difficult to control

Value	Label	Frequency	%
0	Not True	131	74.4%
1	Sometimes True	30	17.0%
2	Very True	6	3.4%
999	Missing	9	5.1%

Valid	Invalid	Minimum	Maximum
167	9	0	2

 t2p1csdcA2d

Label

Disorganized

Value	Label	Frequency	%
0	Not True	128	72.7%
1	Sometimes True	27	15.3%
2	Very True	14	8.0%
999	Missing	7	4.0%

Valid	Invalid	Minimum	Maximum
169	7	0	2

 t2p1csdc01

Label

Reports uncomfortable memories

Value	Label	Frequency	%
0	Not True	113	64.2%
1	Sometimes True	45	25.6%
2	Very True	15	8.5%
999	Missing	3	1.7%

Valid	Invalid	Minimum	Maximum
173	3	0	2

 t2p1csdc02

Label

Startles easily

Value	Label	Frequency	%
0	Not True	145	82.4%
1	Sometimes True	22	12.5%
2	Very True	6	3.4%
999	Missing	3	1.7%

Valid	Invalid	Minimum	Maximum
173	3	0	2

 t2p1csdc03

Label

Very upset if reminded

Value	Label	Frequency	%
0	Not True	136	77.3%
1	Sometimes True	27	15.3%
2	Very True	10	5.7%
999	Missing	3	1.7%

Valid	Invalid	Minimum	Maximum
173	3	0	2

 t2p1csdc04

Label

Numb or distant from feelings

Value	Label	Frequency	%
0	Not True	144	81.8%
1	Sometimes True	24	13.6%
2	Very True	4	2.3%
999	Missing	4	2.3%

Valid	Invalid	Minimum	Maximum
172	4	0	2

 t2p1csdc05
Label

Avoids doing things that remind of event

Value	Label	Frequency	%
0	Not True	135	76.7%
1	Sometimes True	23	13.1%
2	Very True	11	6.3%
999	Missing	7	4.0%

Valid	Invalid	Minimum	Maximum
169	7	0	2

 t2p1csdc06
Label

Irritable or angry

Value	Label	Frequency	%
0	Not True	120	68.2%
1	Sometimes True	46	26.1%
2	Very True	7	4.0%
999	Missing	3	1.7%

Valid	Invalid	Minimum	Maximum
173	3	0	2

 t2p1csdc07
Label

Trouble remembering details

Value	Label	Frequency	%
0	Not True	118	67.0%
1	Sometimes True	36	20.5%
2	Very True	19	10.8%
999	Missing	3	1.7%

Valid	Invalid	Minimum	Maximum
173	3	0	2

 t2p1csdc08

Label

Trouble falling / staying asleep

Value	Label	Frequency	%
0	Not True	125	71.0%
1	Sometimes True	41	23.3%
2	Very True	6	3.4%
999	Missing	4	2.3%

Valid	Invalid	Minimum	Maximum
172	4	0	2

 t2p1csdc09

Label

Detached / distant from people

Value	Label	Frequency	%
0	Not True	155	88.1%
1	Sometimes True	12	6.8%
2	Very True	6	3.4%
999	Missing	3	1.7%

Valid	Invalid	Minimum	Maximum
173	3	0	2

 t2p1csdc10

Label

Trouble getting along with people

Value	Label	Frequency	%
0	Not True	163	92.6%
1	Sometimes True	8	4.5%
2	Very True	2	1.1%
999	Missing	3	1.7%

Valid	Invalid	Minimum	Maximum
173	3	0	2

 t2p1csdc11

Label

Doing things s/he outgrew

Value	Label	Frequency	%
0	Not True	157	89.2%
1	Sometimes True	13	7.4%
2	Very True	1	0.6%
999	Missing	5	2.8%

Valid	Invalid	Minimum	Maximum
171	5	0	2

 t2p1csdc12

Label

Reports feeling like event is happening again

Value	Label	Frequency	%
0	Not True	159	90.3%
1	Sometimes True	11	6.3%
2	Very True	1	0.6%
999	Missing	5	2.8%

Valid	Invalid	Minimum	Maximum
171	5	0	2


 t2p1csdc13

Label

Restless / doesnt sit or lie still

Value	Label	Frequency	%
0	Not True	116	65.9%
1	Sometimes True	50	28.4%
2	Very True	5	2.8%
999	Missing	5	2.8%

Valid	Invalid	Minimum	Maximum
171	5	0	2

 t2p1csdc14

Label

Tries to avoid places that reminds of event

Value	Label	Frequency	%
0	Not True	152	86.4%
1	Sometimes True	13	7.4%
2	Very True	4	2.3%
999	Missing	7	4.0%

Valid	Invalid	Minimum	Maximum
169	7	0	2

 t2p1csdc15
Label

Trouble getting along with family

Value	Label	Frequency	%
0	Not True	153	86.9%
1	Sometimes True	18	10.2%
2	Very True	1	0.6%
999	Missing	4	2.3%

Valid	Invalid	Minimum	Maximum
172	4	0	2

 t2p1csdc16
Label

Confused about things s/he should know

Value	Label	Frequency	%
0	Not True	149	84.7%
1	Sometimes True	19	10.8%
2	Very True	4	2.3%
999	Missing	4	2.3%

Valid	Invalid	Minimum	Maximum
172	4	0	2

 t2p1csdc17
Label

Nervous / on edge

Value	Label	Frequency	%
0	Not True	144	81.8%
1	Sometimes True	23	13.1%
2	Very True	5	2.8%
999	Missing	4	2.3%

Valid	Invalid	Minimum	Maximum
172	4	0	2

 t2p1csdc18
Label

Spaced out / in a daze

Value	Label	Frequency	%
0	Not True	147	83.5%
1	Sometimes True	24	13.6%
2	Very True	1	0.6%
999	Missing	4	2.3%

Valid	Invalid	Minimum	Maximum
172	4	0	2

 t2p1csdc19
Label

Acts like event is happening again

Value	Label	Frequency	%
0	Not True	160	90.9%
1	Sometimes True	8	4.5%
2	Very True	3	1.7%
999	Missing	5	2.8%

Valid	Invalid	Minimum	Maximum
171	5	0	2

 t2p1csdc20

Label

Trouble keeping track of time

Value	Label	Frequency	%
0	Not True	154	87.5%
1	Sometimes True	16	9.1%
2	Very True	2	1.1%
999	Missing	4	2.3%

Valid	Invalid	Minimum	Maximum
172	4	0	2

 t2p1csdc21

Label

Tries not to talk about event

Value	Label	Frequency	%
0	Not True	134	76.1%
1	Sometimes True	34	19.3%
2	Very True	4	2.3%
999	Missing	4	2.3%

Valid	Invalid	Minimum	Maximum
172	4	0	2

 t2p1csdc22

Label

Reports bad dreams

Value	Label	Frequency	%
0	Not True	150	85.2%
1	Sometimes True	18	10.2%
2	Very True	3	1.7%
999	Missing	5	2.8%

Valid	Invalid	Minimum	Maximum
171	5	0	2

 t2p1csdc23

Label

Physical complaints when reminded of event

Value	Label	Frequency	%
0	Not True	148	84.1%
1	Sometimes True	21	11.9%
2	Very True	3	1.7%
999	Missing	4	2.3%

Valid	Invalid	Minimum	Maximum
172	4	0	2

 t2p1csdc24

Label

Trouble doing activities

Value	Label	Frequency	%
0	Not True	112	63.6%
1	Sometimes True	36	20.5%
2	Very True	21	11.9%
999	Missing	7	4.0%

Valid	Invalid	Minimum	Maximum
169	7	0	2

 t2p1csdc25

Label

Play is about event

Value	Label	Frequency	%
0	Not True	160	90.9%
1	Sometimes True	6	3.4%
2	Very True	1	0.6%
999	Missing	9	5.1%

Valid	Invalid	Minimum	Maximum
167	9	0	2

 t2p1csdc26

Label

Appears slowed down

Value	Label	Frequency	%
0	Not True	105	59.7%
1	Sometimes True	47	26.7%
2	Very True	18	10.2%
999	Missing	6	3.4%

Valid	Invalid	Minimum	Maximum
170	6	0	2

 t2p1csdc27

Label

Says things around her/him seem different

Value	Label	Frequency	%
0	Not True	162	92.0%
1	Sometimes True	6	3.4%
2	Very True	3	1.7%
999	Missing	5	2.8%

Valid	Invalid	Minimum	Maximum
171	5	0	2

 t2p1csdc28

Label

Avoids people who are reminders of event

Value	Label	Frequency	%
0	Not True	160	90.9%
1	Sometimes True	7	4.0%
2	Very True	3	1.7%
999	Missing	6	3.4%

Valid	Invalid	Minimum	Maximum
170	6	0	2

 t2p1csdc29

Label

Trouble paying attention / concentrating

Value	Label	Frequency	%
0	Not True	129	73.3%
1	Sometimes True	38	21.6%
2	Very True	5	2.8%
999	Missing	4	2.3%

Valid	Invalid	Minimum	Maximum
172	4	0	2

 t2p1csdc30

Label

Reports doesnt want to think about event

Value	Label	Frequency	%
0	Not True	137	77.8%
1	Sometimes True	32	18.2%
2	Very True	3	1.7%
999	Missing	4	2.3%

Valid	Invalid	Minimum	Maximum
172	4	0	2

 t2p1psc04

Label

Figety, unable to sit still

Value	Label	Frequency	%
0	Never	90	51.1%
1	Sometimes	70	39.8%
2	Often	9	5.1%
999	Missing	7	4.0%

Valid	Invalid	Minimum	Maximum
169	7	0	2

 t2p1psc07

Label

Acts as if driven my a motor

Value	Label	Frequency	%
0	Never	138	78.4%
1	Sometimes	23	13.1%
2	Often	5	2.8%
999	Missing	10	5.7%

Valid	Invalid	Minimum	Maximum
166	10	0	2

 t2p1psc08

Label

Daydreams too much

Value	Label	Frequency	%
0	Never	109	61.9%
1	Sometimes	53	30.1%
2	Often	4	2.3%
999	Missing	10	5.7%

Valid	Invalid	Minimum	Maximum
166	10	0	2

 t2p1psc09

Label

Distracted easily

Value	Label	Frequency	%
0	Never	91	51.7%
1	Sometimes	61	34.7%
2	Often	16	9.1%
999	Missing	8	4.5%

Valid	Invalid	Minimum	Maximum
168	8	0	2

 t2p1psc11
Label

Feels sad, unhappy

Value	Label	Frequency	%
0	Never	84	47.7%
1	Sometimes	75	42.6%
2	Often	7	4.0%
999	Missing	10	5.7%

Valid	Invalid	Minimum	Maximum
166	10	0	2

 t2p1psc13
Label

Feels hopeless

Value	Label	Frequency	%
0	Never	148	84.1%
1	Sometimes	19	10.8%
2	Often	3	1.7%
999	Missing	6	3.4%

Valid	Invalid	Minimum	Maximum
170	6	0	2

 t2p1psc14
Label

Has trouble concentrating

Value	Label	Frequency	%
0	Never	94	53.4%
1	Sometimes	67	38.1%
2	Often	9	5.1%
999	Missing	6	3.4%

Valid	Invalid	Minimum	Maximum
170	6	0	2

 t2p1psc16

Label

Fights with other children

Value	Label	Frequency	%
0	Never	113	64.2%
1	Sometimes	49	27.8%
2	Often	5	2.8%
999	Missing	9	5.1%

Valid	Invalid	Minimum	Maximum
167	9	0	2

 t2p1psc19

Label

Is down on him or herself

Value	Label	Frequency	%
0	Never	126	71.6%
1	Sometimes	39	22.2%
2	Often	2	1.1%
999	Missing	9	5.1%

Valid	Invalid	Minimum	Maximum
167	9	0	2

 t2p1psc22

Label

Worries a lot

Value	Label	Frequency	%
0	Never	100	56.8%
1	Sometimes	59	33.5%
2	Often	9	5.1%
999	Missing	8	4.5%

Valid	Invalid	Minimum	Maximum
168	8	0	2

 t2p1psc27

Label

Seems to be having less fun

Value	Label	Frequency	%
0	Never	111	63.1%
1	Sometimes	44	25.0%
2	Often	10	5.7%
999	Missing	11	6.3%

Valid	Invalid	Minimum	Maximum
165	11	0	2

 t2p1psc29

Label

Does not listen to rules

Value	Label	Frequency	%
0	Never	107	60.8%
1	Sometimes	54	30.7%
2	Often	6	3.4%
999	Missing	9	5.1%

Valid	Invalid	Minimum	Maximum
167	9	0	2

 t2p1psc31
Label

Does not understand other peoples feelings

Value	Label	Frequency	%
0	Never	121	68.8%
1	Sometimes	41	23.3%
2	Often	6	3.4%
999	Missing	8	4.5%

Valid	Invalid	Minimum	Maximum
168	8	0	2

 t2p1psc32
Label

Teases others

Value	Label	Frequency	%
0	Never	114	64.8%
1	Sometimes	51	29.0%
2	Often	3	1.7%
999	Missing	8	4.5%


Valid	Invalid	Minimum	Maximum
168	8	0	2

 t2p1psc33
Label

Blames others for his or her troubles

Value	Label	Frequency	%
0	Never	135	76.7%
1	Sometimes	30	17.0%
2	Often	4	2.3%
999	Missing	7	4.0%

Valid	Invalid	Minimum	Maximum
169	7	0	2

 t2p1psc34
Label

Takes things that do not belong to him or her

Value	Label	Frequency	%
0	Never	152	86.4%
1	Sometimes	16	9.1%
2	Often	1	0.6%
999	Missing	7	4.0%

Valid	Invalid	Minimum	Maximum
169	7	0	2

 t2p1psc35
Label

Refuses to share

Value	Label	Frequency	%
0	Never	134	76.1%
1	Sometimes	27	15.3%
2	Often	6	3.4%
999	Missing	9	5.1%

Valid	Invalid	Minimum	Maximum
167	9	0	2

 t6cats01
Label

Go over & over what happened

Value	Label	Frequency	%
0	Never	62	35.2%
1	Rarely	40	22.7%
2	Sometimes	30	17.0%
3	Often	15	8.5%
888	Not Applicable	29	16.5%

Valid	Invalid	Minimum	Maximum
147	29	0	3

 t6cats02
Label

Scared/ upset when think abt what happened

Value	Label	Frequency	%
0	Never	87	49.4%
1	Rarely	26	14.8%
2	Sometimes	23	13.1%

3	Often	11	6.3%
888	Not Applicable	29	16.5%

Valid	Invalid	Minimum	Maximum
147	29	0	3


Label

Have thoughts abt what happened when dont want to

Value	Label	Frequency	%
0	Never	81	46.0%
1	Rarely	28	15.9%
2	Sometimes	27	15.3%
3	Often	11	6.3%
888	Not Applicable	29	16.5%

Valid	Invalid	Minimum	Maximum
147	29	0	3


Label

Bad dreams abt what happened

Value	Label	Frequency	%
0	Never	113	64.2%
1	Rarely	14	8.0%
2	Sometimes	13	7.4%
3	Often	6	3.4%
888	Not Applicable	29	16.5%
999	Missing	1	0.6%

Valid	Invalid	Minimum	Maximum
146	30	0	3


Label

Worry that what happened will happen again

Value	Label	Frequency	%
0	Never	52	29.5%
1	Rarely	29	16.5%
2	Sometimes	50	28.4%
3	Often	16	9.1%
888	Not Applicable	29	16.5%

Valid	Invalid	Minimum	Maximum
147	29	0	3


Label

Tense & upset when stg reminds me

Value	Label	Frequency	%
0	Never	87	49.4%
1	Rarely	25	14.2%
2	Sometimes	23	13.1%
3	Often	12	6.8%
888	Not Applicable	29	16.5%

Valid	Invalid	Minimum	Maximum
147	29	0	3

 t6cats07
Label

Try not to think abt what happened

Value	Label	Frequency	%
0	Never	49	27.8%
1	Rarely	20	11.4%
2	Sometimes	37	21.0%
3	Often	40	22.7%
888	Not Applicable	29	16.5%
999	Missing	1	0.6%

Valid	Invalid	Minimum	Maximum
146	30	0	3

 t6cats08
Label

Try stay away from things that remind me

Value	Label	Frequency	%
0	Never	74	42.0%
1	Rarely	19	10.8%
2	Sometimes	27	15.3%
3	Often	27	15.3%
888	Not Applicable	29	16.5%

Valid	Invalid	Minimum	Maximum
147	29	0	3

 t6cats09
Label

Grouchy or irritable

Value	Label	Frequency	%
0	Never	85	48.3%
1	Rarely	25	14.2%
2	Sometimes	29	16.5%
3	Often	8	4.5%
888	Not Applicable	29	16.5%

Valid	Invalid	Minimum	Maximum
147	29	0	3

 t6cats10
Label

Jumpy and nervous

Value	Label	Frequency	%
0	Never	88	50.0%
1	Rarely	22	12.5%
2	Sometimes	30	17.0%
3	Often	7	4.0%
888	Not Applicable	29	16.5%

Valid	Invalid	Minimum	Maximum
147	29	0	3

 t6cats11
Label

Trouble keeping my mind on things

Value	Label	Frequency	%
0	Never	72	40.9%
1	Rarely	27	15.3%
2	Sometimes	35	19.9%
3	Often	13	7.4%
888	Not Applicable	29	16.5%

Valid	Invalid	Minimum	Maximum
147	29	0	3


Label

Sleep poorly

Value	Label	Frequency	%
0	Never	97	55.1%
1	Rarely	24	13.6%
2	Sometimes	16	9.1%
3	Often	10	5.7%
888	Not Applicable	29	16.5%

Valid	Invalid	Minimum	Maximum
147	29	0	3


Label

Language

Value	Label	Frequency	%
1	English	176	100.0%

Valid	Invalid	Minimum	Maximum
-------	---------	---------	---------

176	0	1	1
-----	---	---	---